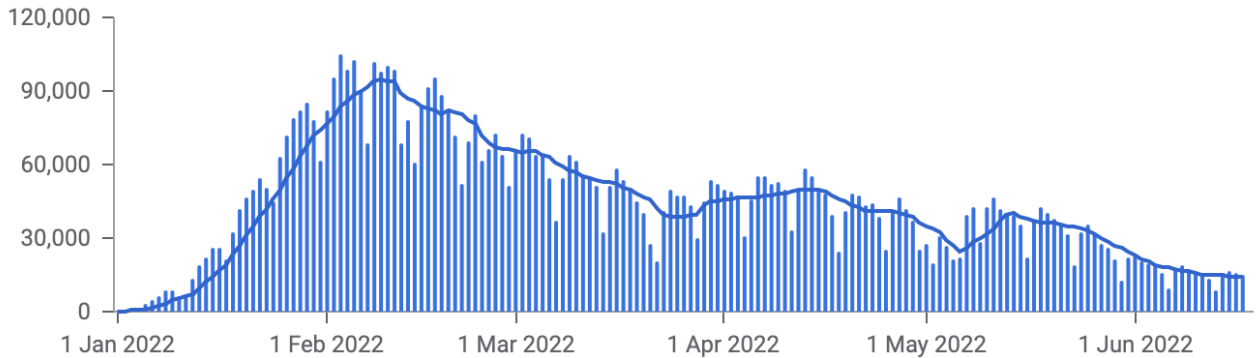


Situation report – COVID19; Japan, 21st June 2022

Confidential – for internal circulation only, not for release to outside parties without the prior consent of the author. This document represents the opinion of the author and does not constitute the provision of medical care. Readers with concerns over their individual health should contact their physician for advice.

Current Situation – Japan

Japan - daily Infections (past 30 days)

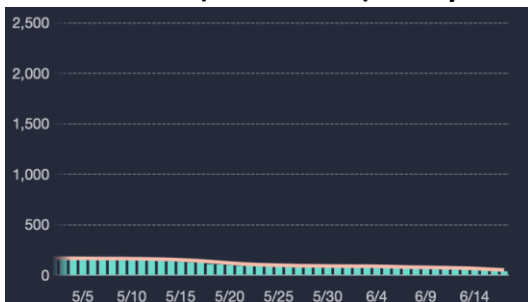


National Reproduction Rate – (R 0.97)

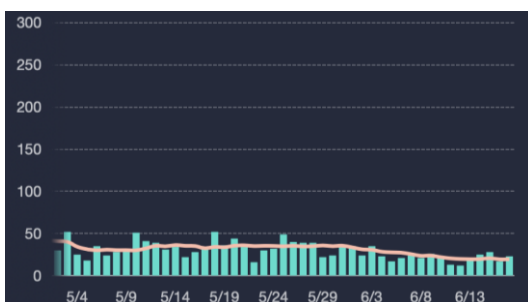


Case numbers continue to decline slowly and are currently being recorded at approximately 13-14,000 per day. However, the more contagious BA5 omicron sub-variant has been identified in domestic transmission COVID 19 cases during recent weeks. Based on transmission data from other countries, BA5 is likely to become dominant as it is more contagious than the BA2 sub-variant, which currently accounts for the large majority of infections in Japan. While BA5 dissemination may result in a transient increase in case numbers in the weeks to come, it is unlikely to generate undue pressure on medical infrastructure.

Critical Illness (Nationwide) - daily total



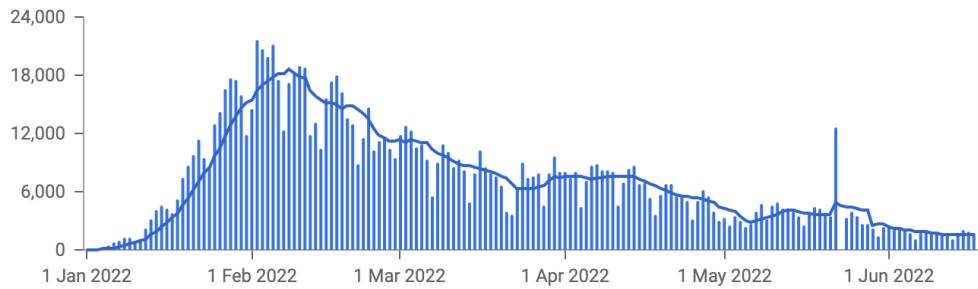
Mortality (Nationwide) – daily total



Situation report – COVID19; Japan, 21st June 2022

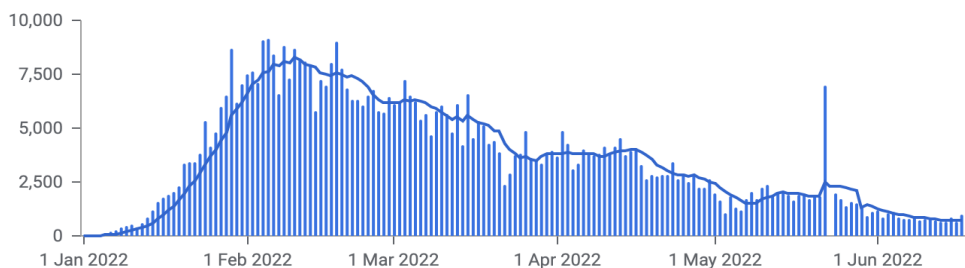
Tokyo and the surrounding Kanto region

Tokyo daily infections, past 30 days (R 0.98)

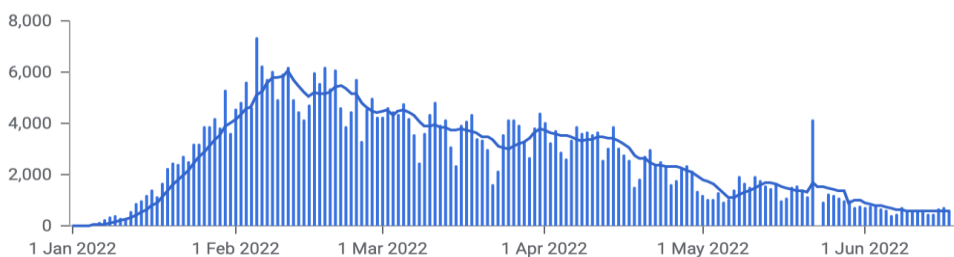


Cases are relatively stable across the Kanto region with approximately 1,500 to 1,800 new infections per day in the capital. Infections in younger people continue to predominate, with 28.9% of infections found in people under 20 and 36.7% occurring in those aged 20 to 40.

Kanagawa daily infections, past 30 days (R 0.97)



Saitama daily infections, past 30 days (R 1.00)



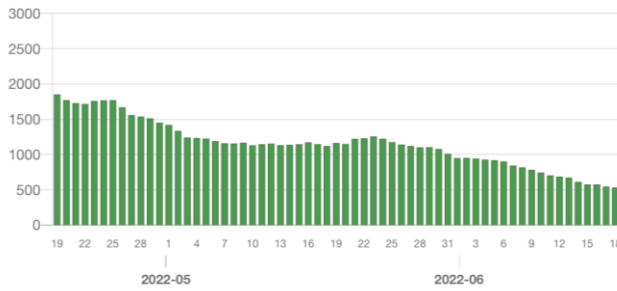
Chiba daily infections, past 30 days (R 0.99)



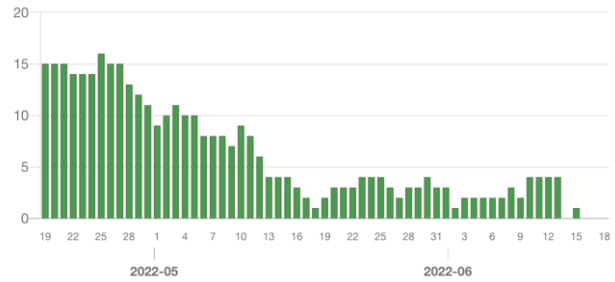
Situation report – COVID19; Japan, 21st June 2022

Hospital Care and Testing in Tokyo

Number of hospital patients

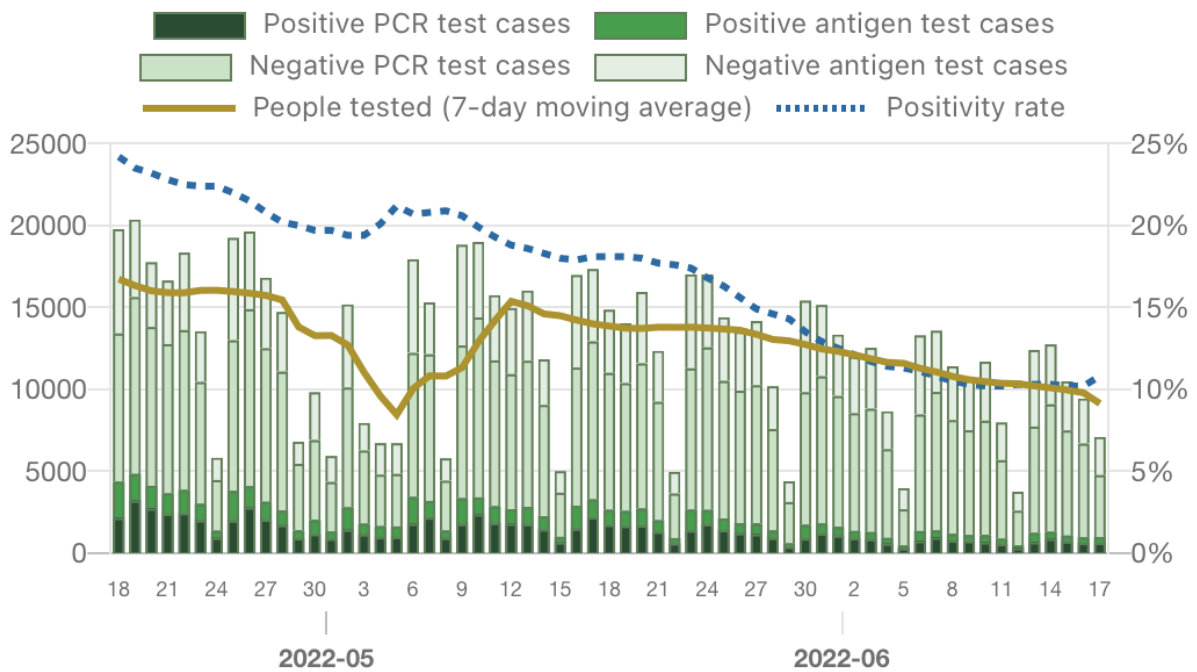


Number of critically ill patients



Hospital bed occupancy is falling, though the proportion of beds in use remains stable as more COVID19 designated hospital beds are repurposed for routine care. Presently 11.7% (563 of 4831 beds) are in use. There are no patients in intensive care, with 267 beds are available in units across the capital. Approximately one third of COVID designated regular hospital beds and one half of ICU beds have been re-designated for routine (non-COVID) care over the past month.

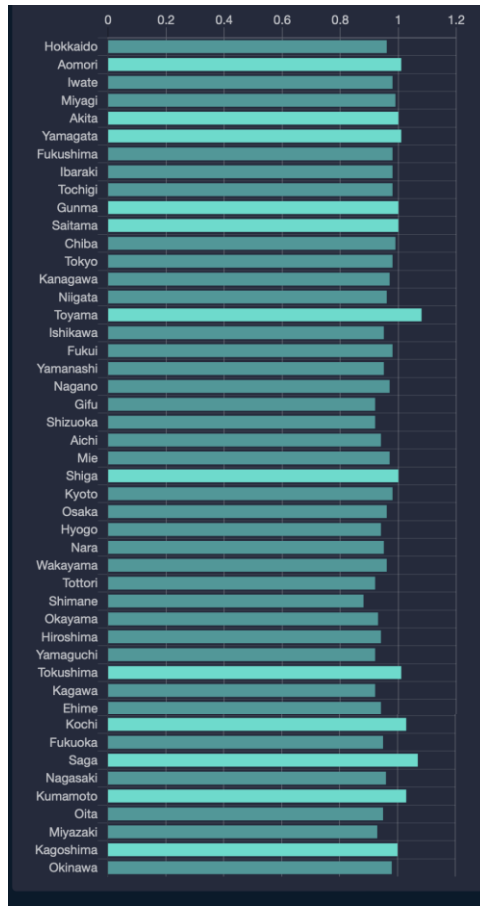
Testing for COVID 19



The rate of testing continues to decline slowly, though with a relatively stable proportion of samples returning positive results (10.6%).

Situation report – COVID19; Japan, 21st June 2022

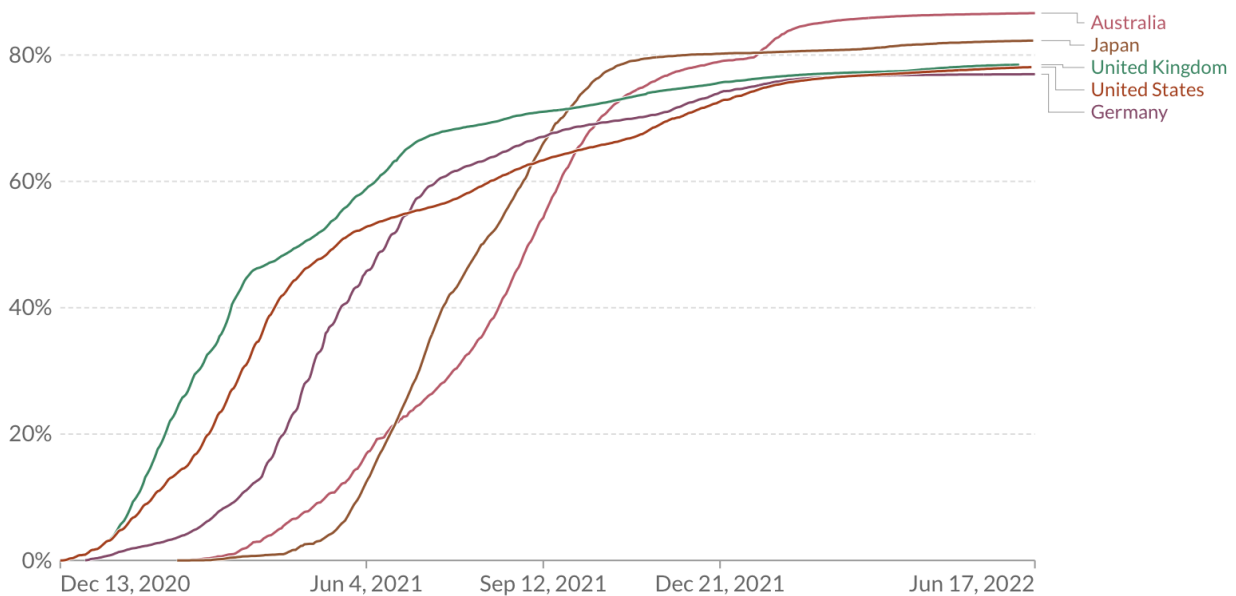
Regional Situation



12 out of the 47 prefectures now have a reproductive number that is 1 or greater. These prefectures are mostly rural and are geographically disparate. Most have relatively low numbers of infection so the noted increase in contagion may in some cases be down to clusters of cases in a single municipality. Infections are not increasing in any densely populated urban areas.

Situation report – COVID19; Japan, 21st June 2022

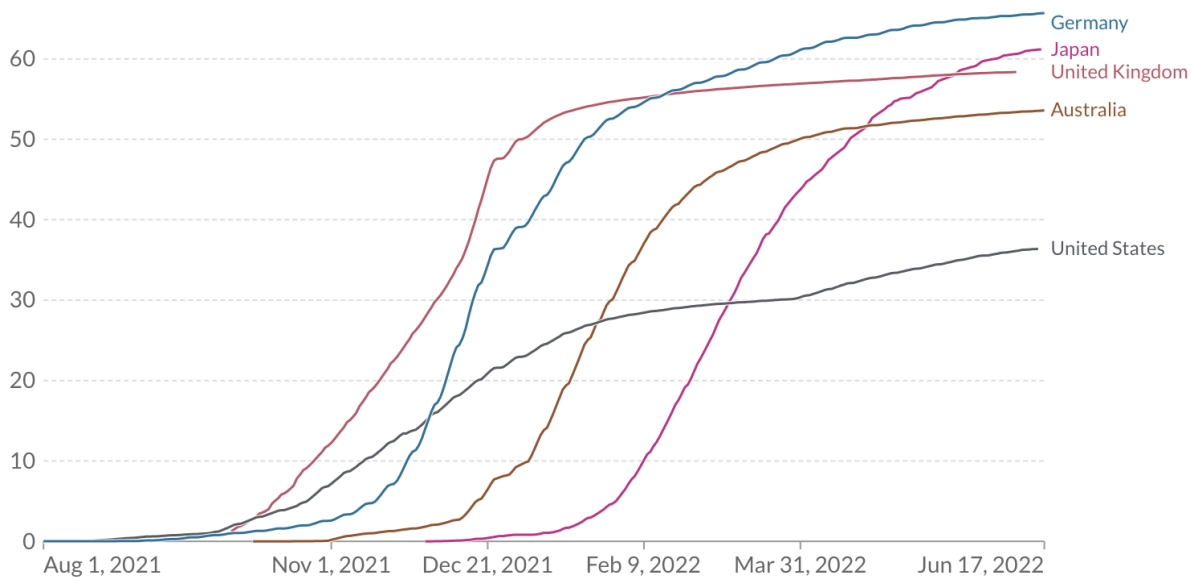
COVID 19 Vaccinations in Japan



Vaccine doses administered (cumulative, nationwide, percentages)

Second booster (fourth vaccine dose) immunization is now underway, though to date the government reports that fewer than 100,000 doses have been administered. Of these, the large majority have been given to people over 60. Second booster vaccination shots are presently also being offered to people with pre-existing medical conditions such as diabetes or obesity, but are not available for the general population. The minimum interval between first and second booster doses is 5 months and ward office issued vaccination vouchers are required.

Booster (3rd) vaccine doses administered (cumulative, nationwide, percentages)



Situation report – COVID19; Japan, 21st June 2022

References and Resources

Reported Caseload Graphs and data sourced from MHLW as reported by Toyo Keizai

<https://toyokeizai.net/sp/visual/tko/covid19/en.html>

<https://stopcovid19.metro.tokyo.lg.jp/en>

<https://stopcovid19.metro.tokyo.lg.jp/en/monitoring>

https://news.google.com/covid19/map?hl=en-GB&mid=%2Fm%2F03_3d&gl=GB&ceid=GB%3Aen

<https://ourworldindata.org/covid-vaccinations>

Situation report – COVID19; Japan, 21st June 2022

Situation report – COVID19; Japan, 21st June 2022