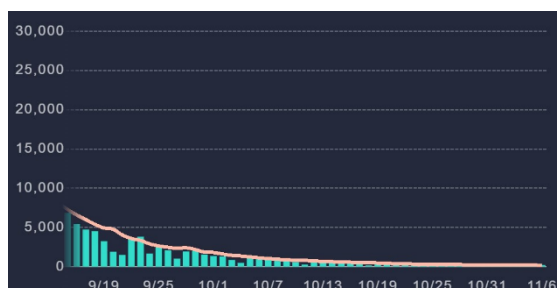


## Situation report – COVID19; Japan, November 9<sup>th</sup> 2021

*Confidential – for internal circulation only, not for release to outside parties without the prior consent of the author. This document represents the opinion of the author and does not constitute the provision of medical care. Readers with concerns over their individual health should contact their physician for advice.*

### Current Situation in Japan

#### Test positives nationally:



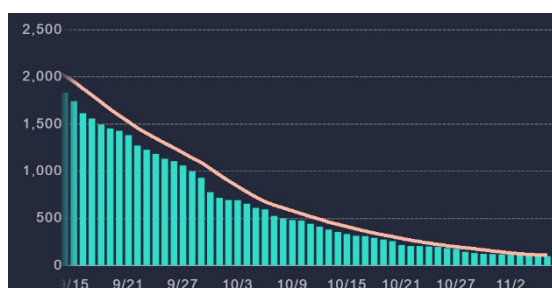
The number of infections remains very low and continues to fall with reported new daily cases consistently below 300 for the past 10 days. The national relative reproduction rate remains below 1.0.

#### National Reproduction Rate – ( $R$ 0.81)



COVID19 designated hospital beds (including intensive care beds) are now largely empty. Nationally, over 93,000 beds remain available, against a total of under 4,000 active cases, this figure including the large majority of patients who are able to convalesce at home.

#### Critical Illness (Nationwide)- daily total



Travel restrictions continue to be eased. Business travellers who can provide evidence of vaccination with a Pfizer, Moderna or Astra Zenica vaccine will see their quarantine period reduced from 10 to 3 days by the end of this month. While tourists will not yet be admitted, companies who wish to recruit staff from overseas are now able to apply for entry permission.

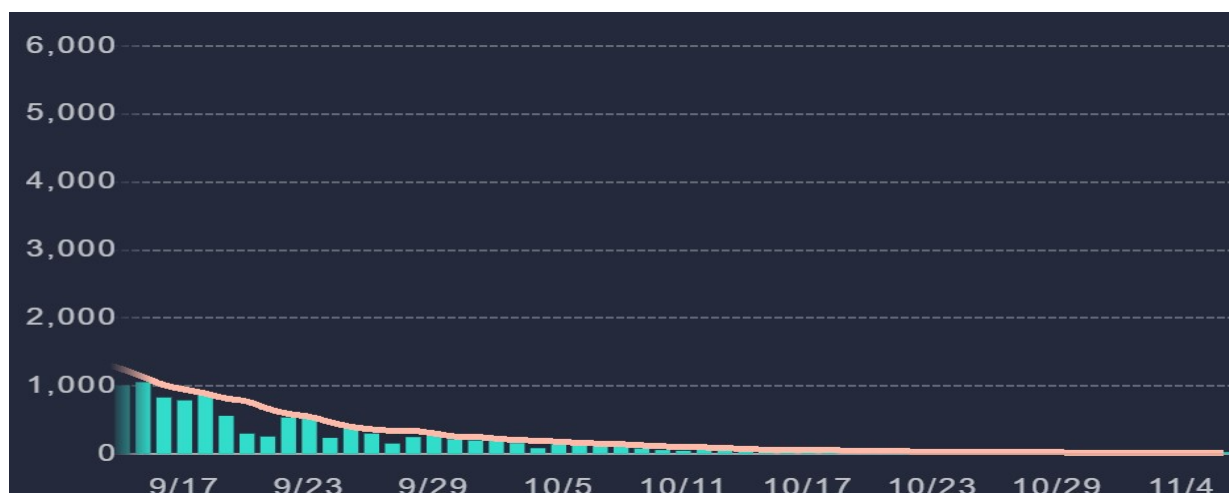
#### Mortality (Nationwide) – daily



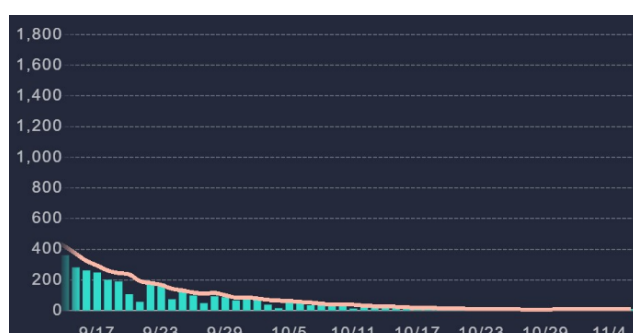
## Situation report – COVID19; Japan, November 9<sup>th</sup> 2021

### *Current Situation in Tokyo & the Kanto Region*

#### *Tokyo daily cases (R 0.88)*

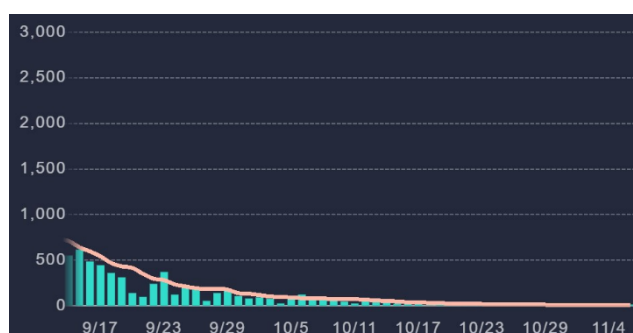


#### *Chiba prefecture (R 1.05)*

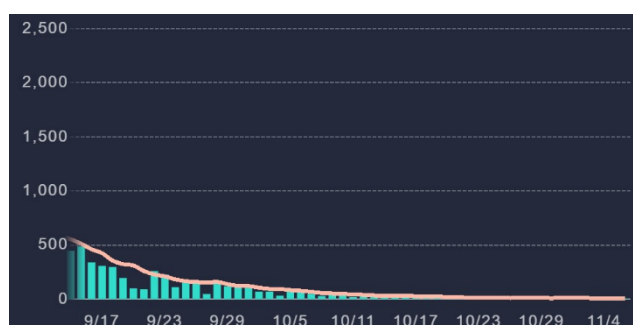


Sporadic infections continue to be recorded across the region though at a very low rate. Presently Tokyo is recording 1.08 new cases per 100,000 population per week, approximately average for the nation as a whole and less than half of the rate of infections seen in Osaka. New infections are similarly sparse in the surrounding prefectures.

#### *Kanagawa prefecture (R 1.01)*



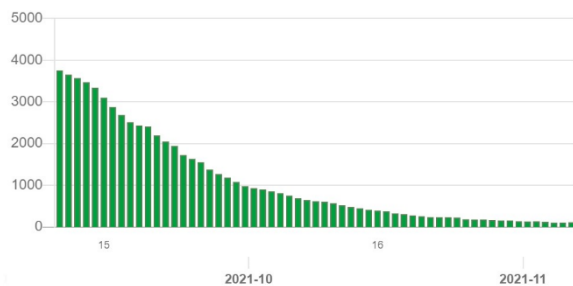
#### *Saitama prefecture (R 0.78)*



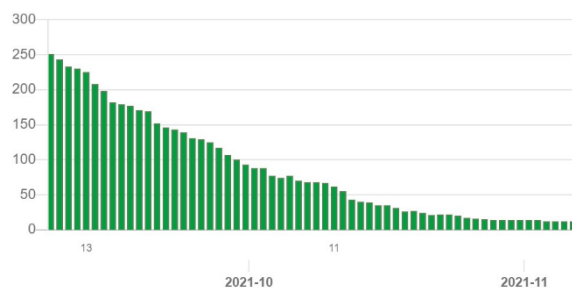
## Situation report – COVID19; Japan, November 9<sup>th</sup> 2021

### *Hospital Care and Testing in Tokyo*

*Number of hospital patients*



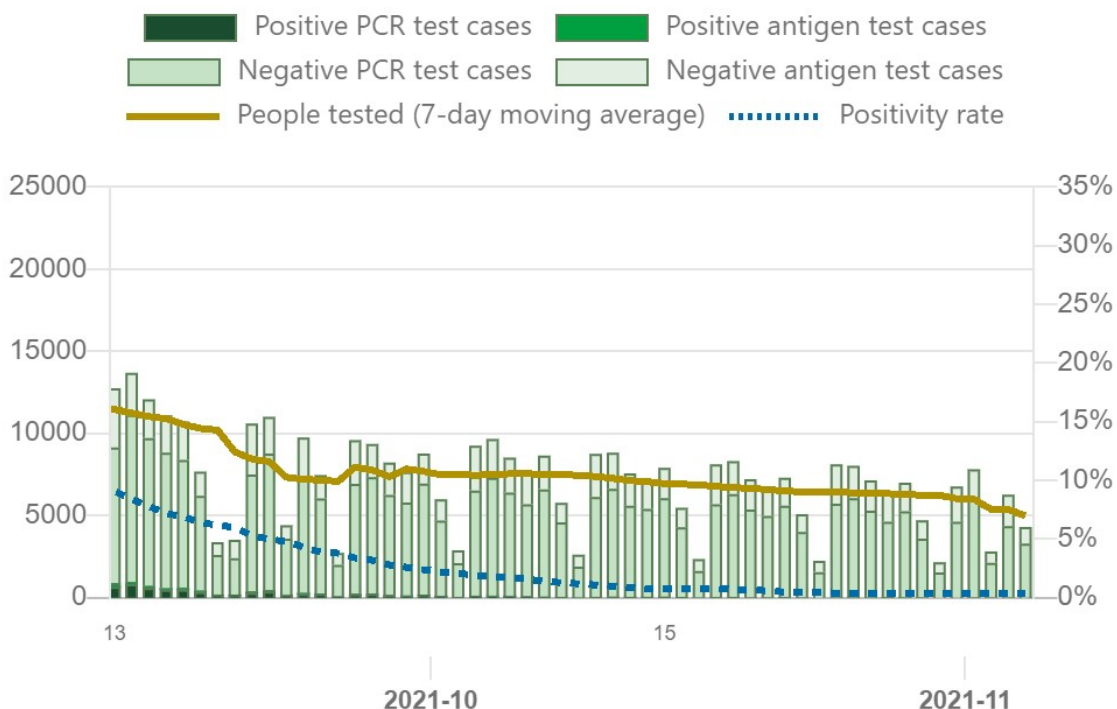
*Number of critically ill patients*



Hospital bed occupancy continues to decline and bed numbers allocated to the care of COVID19 patients are being reduced. Presently 122 out of 4,868 (2.5%) of designated beds are occupied. Over 1,000 beds have been redesignated to non-COVID19 care in the past week.

10 of 366 available intensive care beds are now reported to be occupied (2.7%). Available critical care bed capacity has been reduced by 137 over the past week.

### *Testing for COVID 19*



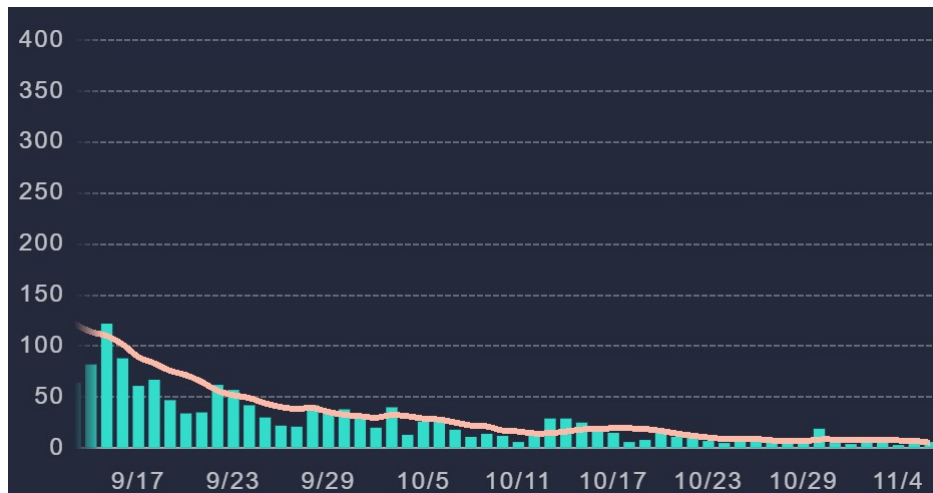
The rate of positive tests has stabilized at 0.4%. The number of daily tests (excluding very large numbers of screening tests on healthy people performed by individuals and companies) has declined a little over the past week and now stands at approximately 5,000 per day.

## Situation report – COVID19; Japan, November 9<sup>th</sup> 2021

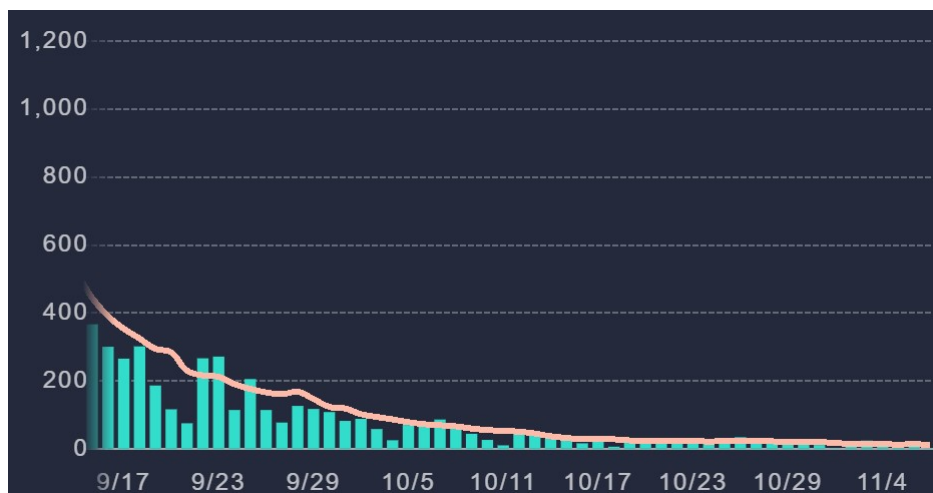
### *Regional Situation*

Case numbers are presently low and stable across all parts of the country. Many rural prefectures are now reporting no new cases on most days and in Iwate (a rural prefecture in the north of Japan), COVID19 can be said to have been eliminated, with no infections seen for over three weeks.

#### *Hiroshima (R .72)*



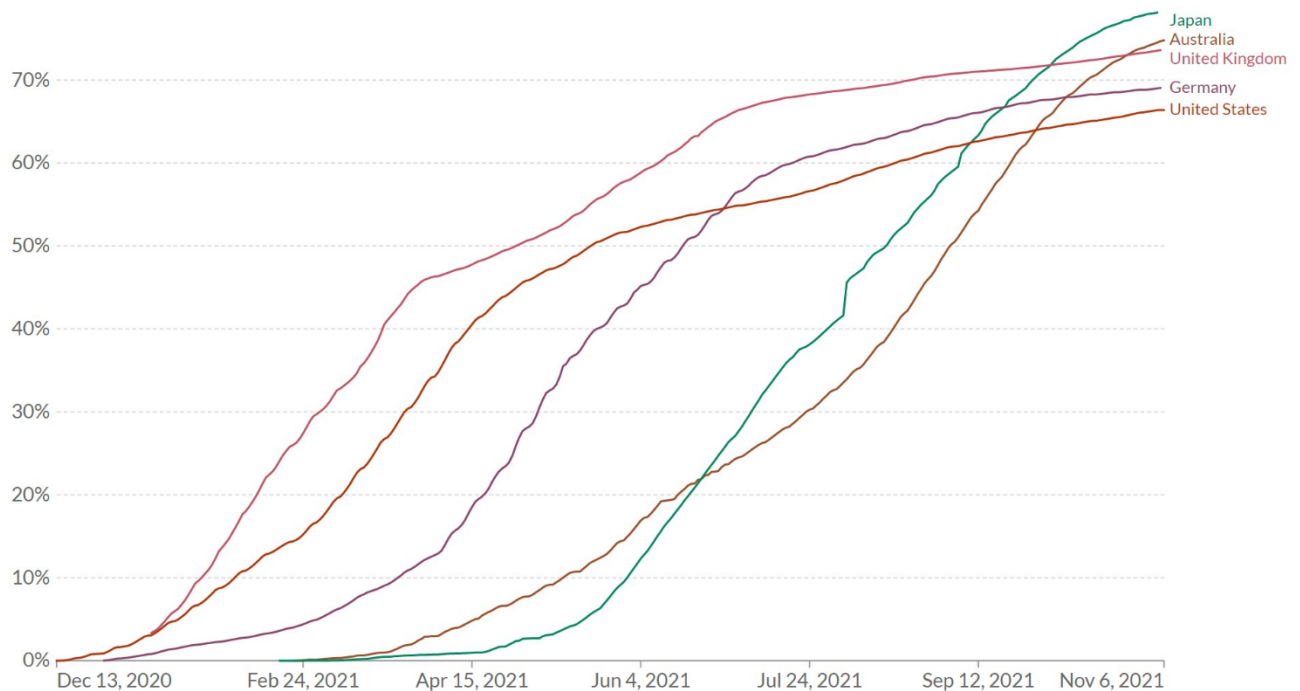
#### *Hyogo (R 0.75)*



## Situation report – COVID19; Japan, November 9<sup>th</sup> 2021

### COVID-19 Vaccination in Japan

#### *Vaccine doses administered (cumulative, nationwide, percentage)*



78.6% of the population have now received at least one dose of a COVID19 vaccine and 74.5% are fully vaccinated. The number of vaccines being administered per day continues to fall, though with a reasonable expectation that coverage will exceed 80% during this month.

Pfizer's mRNA vaccine will be manufactured under license in Japan from January, with the aim of producing 12 million doses per year. This should reduce the risk of supply disruptions during 2022 as presently all mRNA vaccines are imported.

#### *Vaccines administered (7-day average of daily doses given)*



Further details of the government's plans are available on the website of the Prime Minister's office: <https://www.kantei.go.jp/jp/headline/kansensho/vaccine.html>

## Situation report – COVID19; Japan, November 9<sup>th</sup> 2021

### ***References and Resources***

Reported Caseload Graphs and data sourced from MHLW as reported by Toyo Keizai and the Tokyo metropolitan government –

<https://toyokeizai.net/sp/visual/tko/covid19/en.html> <https://stopcovid19.metro.tokyo.lg.jp/en/>

<https://www.stopcovid19.jp/#Tokyo>

<https://www3.nhk.or.jp/news/special/coronavirus/vaccine/progress/> ***Resources***

How to get help if you suspect that you have COVID19 (Tokyo residents)

<https://stopcovid19.metro.tokyo.lg.jp/en/flow>

FAQ: How foreign residents can get coronavirus vaccinations in Japan

<https://mainichi.jp/english/articles/20210212/p2a/00m/0na/046000c>