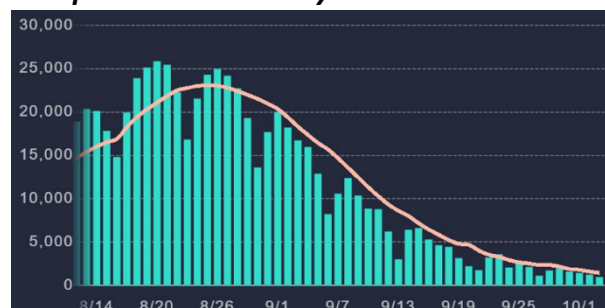


## Situation report – COVID19; Japan, October 5<sup>th</sup>

*Confidential – for internal circulation only, not for release to outside parties without the prior consent of the author. This document represents the opinion of the author and does not constitute the provision of medical care. Readers with concerns over their individual health should contact their physician for advice.*

### Current Situation in Japan

#### Test positives nationally:



National infections are low and continue to fall, with the seven-day average of new cases down from almost 25,000 at peak in late August to below 1,000 as of this week. During the same period, the number of active cases (infected people who are yet to recover) dropped from over 230,000 to approximately 17,000.

#### National Reproduction Rate - $R_{eff}$ (R 0.67)



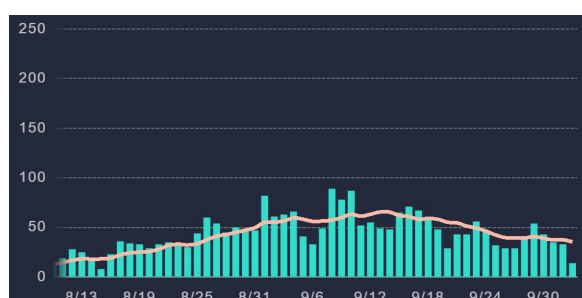
While the fifth wave (July to September 2021) accounted for more infections than the entire preceding 17 months of the pandemic, deaths during this period have been kept to about 3,000. This represents a much lower ratio of deaths to cases than seen during the pandemic waves which occurred prior to vaccination. Between February 2020 and the end of June 2021, just under 15,000 people died from COVID19 across the nation.

#### Critical Illness (Nationwide)- daily total



Tetsuo Saito, Japan's new minister for tourism, today announced that re-starting the go-to campaign is under consideration and has stated that the government remains committed to its pre-pandemic goal of hosting 60 million international tourists per year by 2030.

#### Mortality (Nationwide) – daily



## Situation report – COVID19; Japan, October 5<sup>th</sup>

### *Current Situation in Tokyo & the Kanto Region*

#### *Tokyo daily cases (R 0.67)*



#### *Chiba prefecture (R 0.66)*



#### *Kanagawa prefecture (R 0.63)*



#### *Saitama prefecture (R 0.65)*

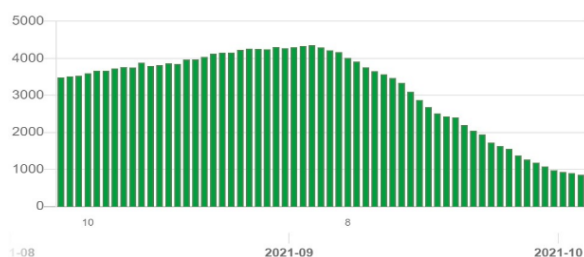


Infections in Tokyo and the wider Kanto region are low and continue to fall, with new infections in the capital yesterday reported at below 100 for the first time in 2021. Although the state of emergency has ended, restrictions on dining, mass events and serving alcohol remain in place. Restaurants are currently allowed to serve alcohol until 8pm and must then close by 9pm, while sporting events have seen their crowd limit raised from 5,000 to a maximum of half of the venue seating capacity.

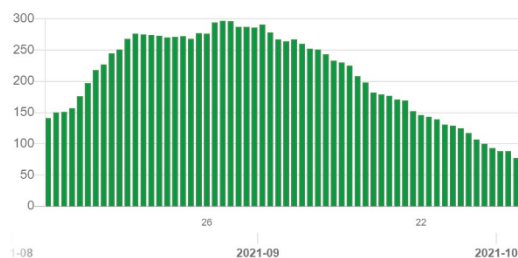
## Situation report – COVID19; Japan, October 5<sup>th</sup>

### *Hospital Care and Testing in Tokyo*

*Number of hospital patients*



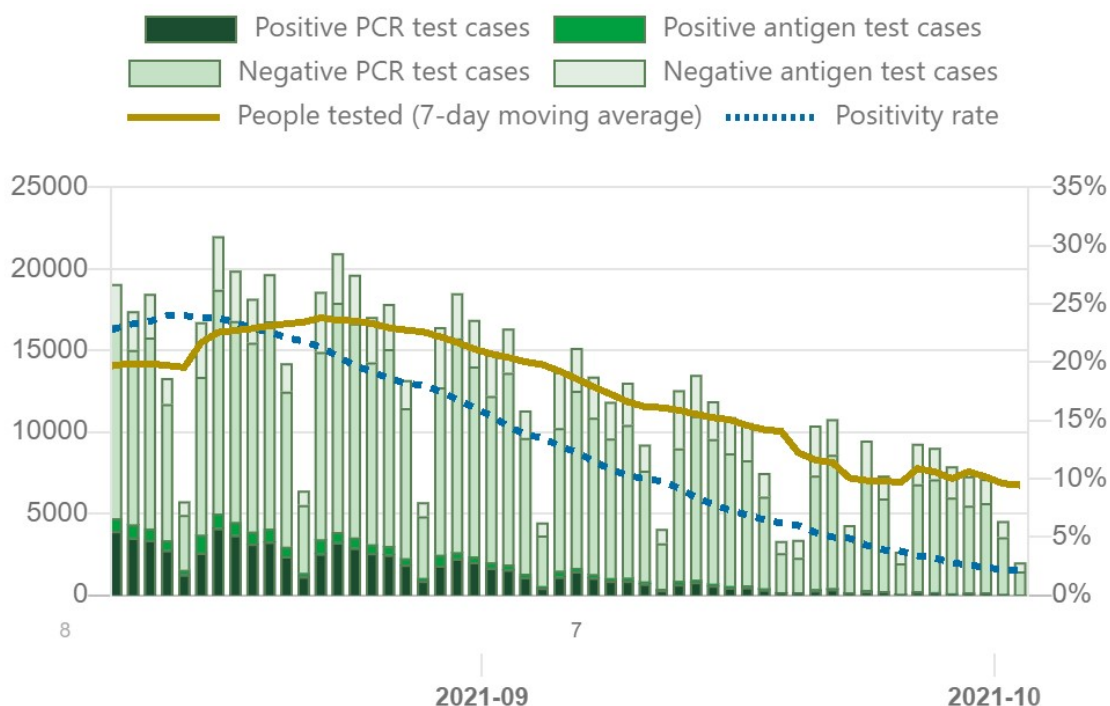
*Number of critically ill patients*



Hospital bed occupancy has continued to fall. Out of the current total capacity of 6,651 COVID19 designated beds, only 811 (12%) are presently occupied. Nevertheless, the metropolitan government has so far kept the medical care system on a state of red alert (“normal medical care is severely impacted”).

74 of 503 available intensive care beds are now reported to be occupied (15%).

### *Testing for COVID 19*



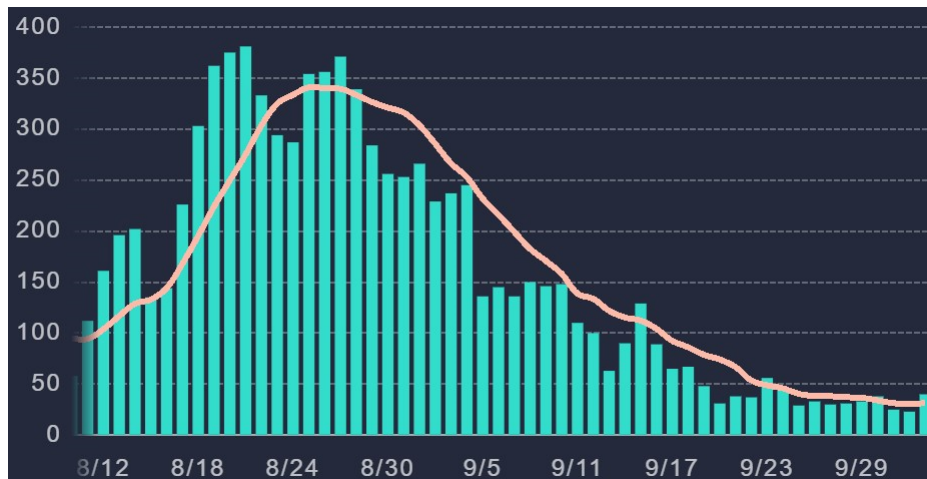
The rate of positive tests has continued to fall and now stands at 2%. The number of daily tests (excluding very large numbers of screening tests on healthy people performed by individuals and companies) is very low, as fewer people approach services with new onset symptoms of respiratory infection.

## Situation report – COVID19; Japan, October 5<sup>th</sup>

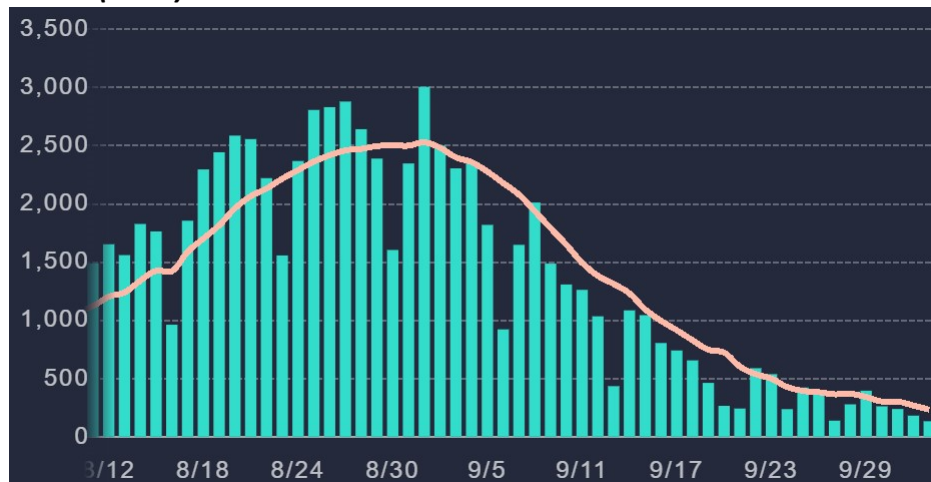
### *Regional Situation*

All prefectures under quasi or full states of emergency have seen measures lifted. Cases continue to fall or to remain at a very low level in every prefecture without exception.

#### *Hiroshima (0.87)*



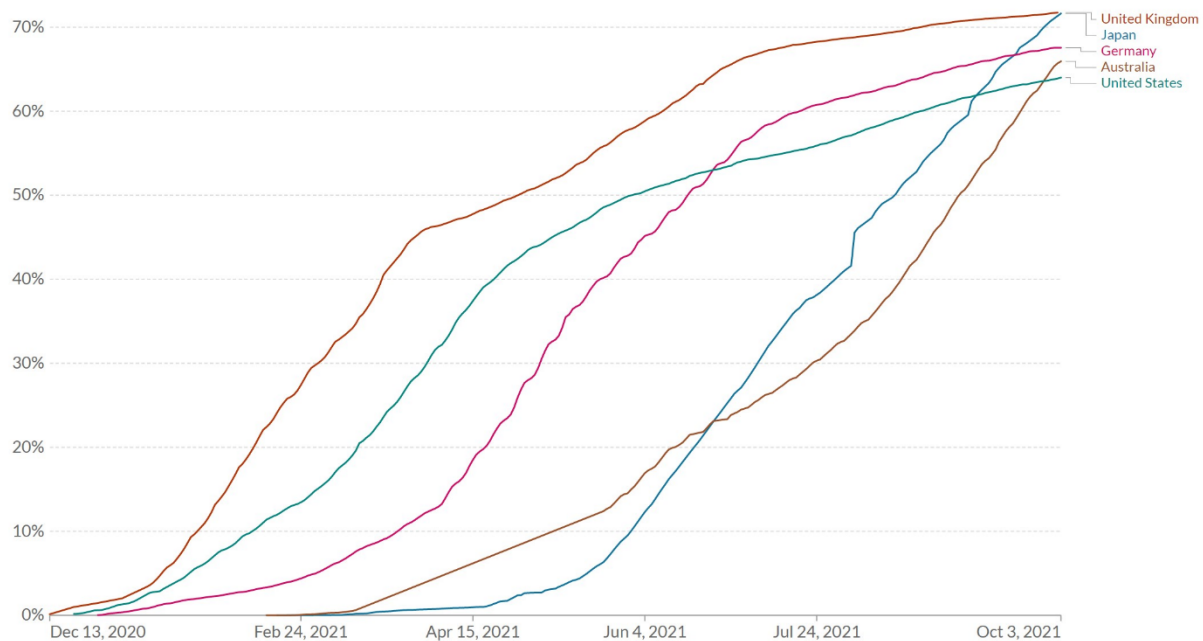
#### *Osaka (R 0.7)*



## Situation report – COVID19; Japan, October 5<sup>th</sup>

### COVID-19 Vaccination in Japan

#### *Vaccine doses administered (cumulative, nationwide, percentage)*



Vaccinations continue to be administered at a rate of over a million per day, with little sign of the rollout slowing. Coverage (at least one vaccine given) exceeds 70%, and Japan has now transitioned from being one of the least vaccinated industrial nations in the world to a global leader in population immunization against COVID19.

#### *Vaccines administered (7-day average of daily doses given)*



Further details of the government's plans are available on the website of the Prime Minister's office: <https://www.kantei.go.jp/jp/headline/kansensho/vaccine.html>

## Situation report – COVID19; Japan, October 5<sup>th</sup>

### ***References and Resources***

Reported Caseload Graphs and data sourced from MHLW as reported by Toyo Keizai and the Tokyo metropolitan government –

<https://toyokeizai.net/sp/visual/tko/covid19/en.html> <https://stopcovid19.metro.tokyo.lg.jp/en/>

<https://www.stopcovid19.jp/#Tokyo>

<https://www3.nhk.or.jp/news/special/coronavirus/vaccine/progress/> ***Resources***

How to get help if you suspect that you have COVID19 (Tokyo residents)

<https://stopcovid19.metro.tokyo.lg.jp/en/flow>

FAQ: How foreign residents can get coronavirus vaccinations in Japan

<https://mainichi.jp/english/articles/20210212/p2a/00m/0na/046000c>