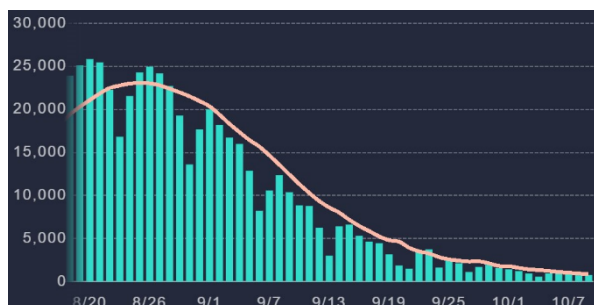


## Situation report – COVID19; Japan, October 12<sup>th</sup>

*Confidential – for internal circulation only, not for release to outside parties without the prior consent of the author. This document represents the opinion of the author and does not constitute the provision of medical care. Readers with concerns over their individual health should contact their physician for advice.*

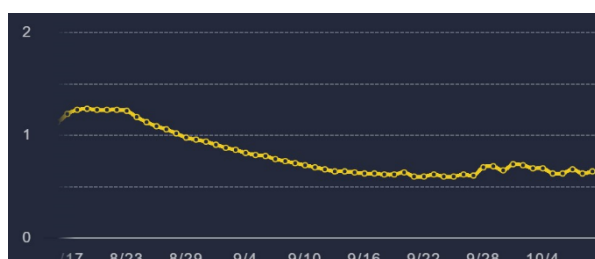
### Current Situation in Japan

#### Test positives nationally:



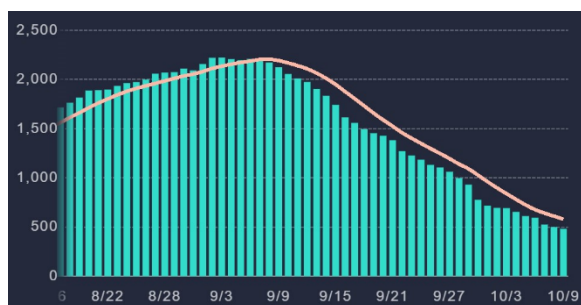
National infections continue to trend down and are now being reported at a 12-month low. This is reflected in the low, stable relative reproduction rate of 0.65. Daily COVID19 mortality has now fallen to about half of the fifth wave peak and can be expected to drop into single digits within the next few weeks.

#### National Reproduction Rate - $R_{eff}$ (R 0.65)



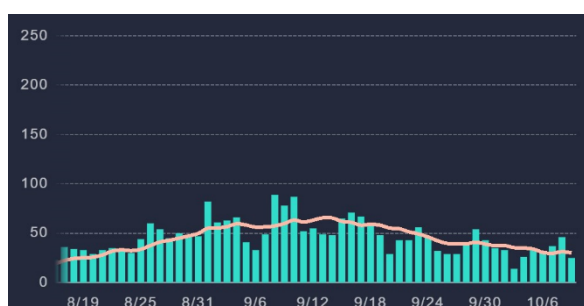
A recently published analysis of mobility data has pointed to a significant behavioural contrast between vaccinated and unvaccinated people. The former, now accounting for over two thirds of the population, have begun to resume pre-covid patterns of travel and leisure activity, while unvaccinated people are significantly more likely to continue to avoid crowded high risk locations. This continued restraint by those who retain a higher risk of severe disease is likely to be making a significant ongoing contribution to Japan's rapid and successful exit from the 5<sup>th</sup> wave.

#### Critical Illness (Nationwide)- daily total



Global cases, however, are increasing and remain at over 600,000 per day with a significant shift in cases to poorer more sparsely vaccinated countries such as Brazil, Bangladesh and the Philippines. This leaves a very large pool of infection from which there remains the potential for a new variant of concern to emerge.

#### Mortality (Nationwide) – daily



## Situation report – COVID19; Japan, October 12<sup>th</sup>

### *Current Situation in Tokyo & the Kanto Region*

#### *Tokyo daily cases (R 0.67)*



#### *Chiba prefecture (R 0.66)*

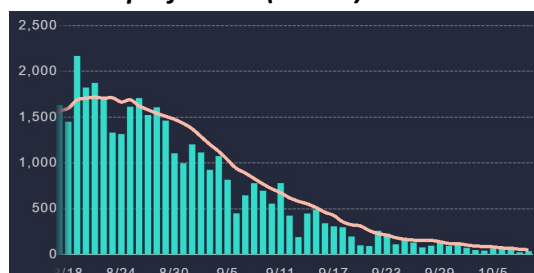


Cases in Kanto similarly continue to trend down with only 60 new infections reported in Tokyo on Sunday the 10<sup>th</sup> of October. While ongoing precautions against infection are recommended, the public health response level has now been downgraded to level 2 (yellow) from level 4 (red) at the beginning of the month.

#### *Kanagawa prefecture (R 0.7)*

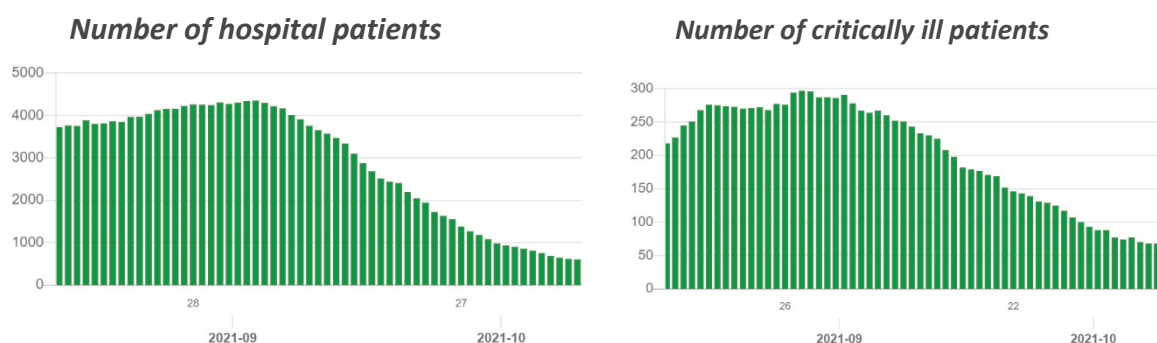


#### *Saitama prefecture (R 0.61)*



## Situation report – COVID19; Japan, October 12<sup>th</sup>

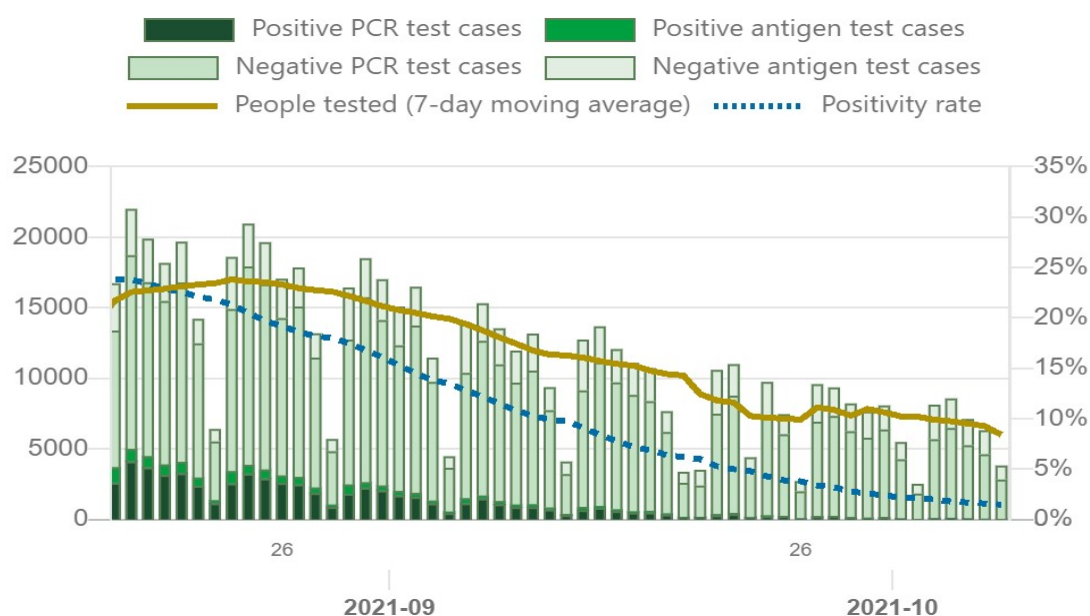
### *Hospital Care and Testing in Tokyo*



Hospital bed occupancy continues to fall, though the number of available beds is being maintained against a possible 6<sup>th</sup> wave. Out of the current total capacity of 6,651 COVID19 designated beds, 567 (9%) are presently occupied. The metropolitan government has downgraded the alert level for medical care to level 3 (amber) from level 4 (red).

62 of 503 available intensive care beds are now reported to be occupied (12%).

### *Testing for COVID 19*



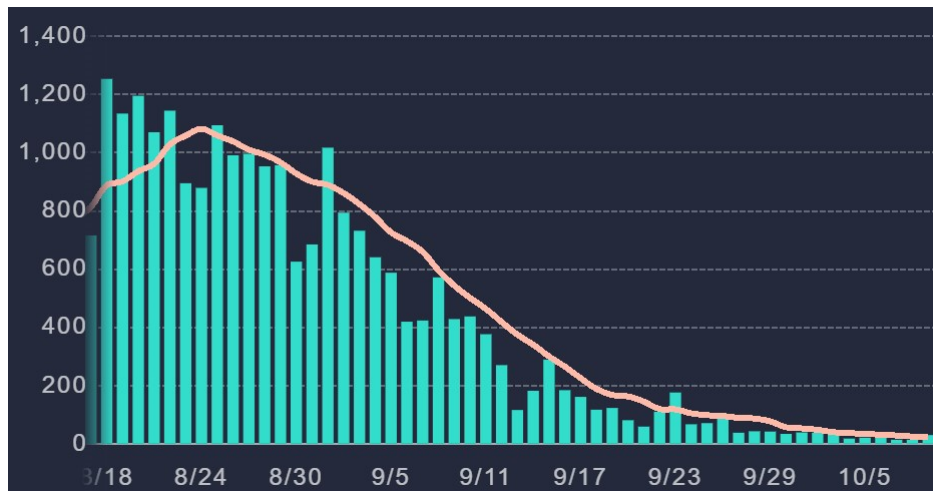
The rate of positive tests has continued to fall and now stands at 1.2%. The number of daily tests (excluding very large numbers of screening tests on healthy people performed by individuals and companies) is low, with a 7-day average of approximately 6,000 tests per day currently being performed.

## Situation report – COVID19; Japan, October 12<sup>th</sup>

### *Regional Situation*

Osaka has started to offer COVID-19 vaccines without reservations at two locations as there are some concerns both about a possible 6<sup>th</sup> wave and that the daily cases have started to exceed those seen in Tokyo. The Osaka metropolitan government is hoping to prevent this by offering vaccines without reservations in an attempt to get more younger people immunized, noticing that these individuals are disproportionately infected. A large-scale facility with 500 beds that has yet to accept patients has been made available as part of a general effort to prepare for a potential 6<sup>th</sup> wave

#### *Fukuoka (0.61)*



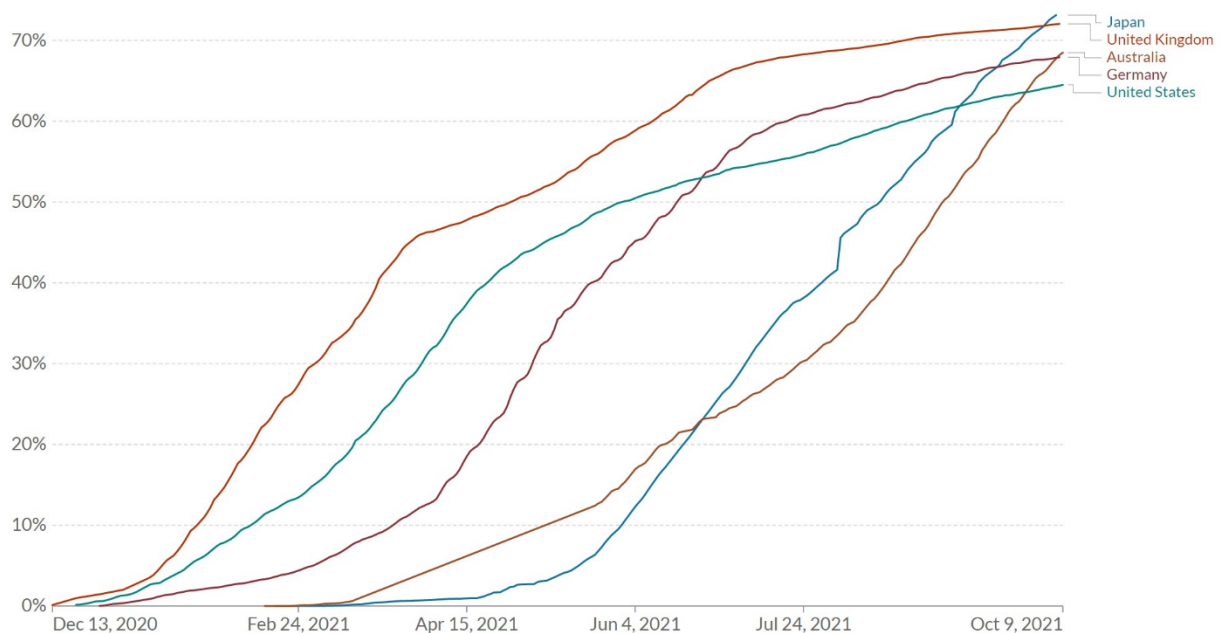
#### *Okinawa (R 0.55)*



## Situation report – COVID19; Japan, October 12<sup>th</sup>

### COVID-19 Vaccination in Japan

#### *Vaccine doses administered (cumulative, nationwide, percentage)*



Vaccination continues apace and coverage now exceeds that seen in the UK, with 64.7% of the population having completed their primary series and 74% having had one or more doses. The government has announced that booster shot administration will commence in December and that immunizations will be provided free of charge, following the same priority sequence used earlier in the year – healthcare workers initially, followed by those over 65, then general population.

#### *Vaccines administered (7-day average of daily doses given)*



Further details of the government's plans are available on the website of the Prime Minister's office: <https://www.kantei.go.jp/jp/headline/kansensho/vaccine.html>

## Situation report – COVID19; Japan, October 5<sup>th</sup>

### ***References and Resources***

Reported Caseload Graphs and data sourced from MHLW as reported by Toyo Keizai and the Tokyo metropolitan government –

<https://toyokeizai.net/sp/visual/tko/covid19/en.html> <https://stopcovid19.metro.tokyo.lg.jp/en/>  
<https://www.stopcovid19.jp/#Tokyo>  
<https://www3.nhk.or.jp/news/special/coronavirus/vaccine/progress/> ***Resources***

How to get help if you suspect that you have COVID19 (Tokyo residents)  
<https://stopcovid19.metro.tokyo.lg.jp/en/flow>

FAQ: How foreign residents can get coronavirus vaccinations in Japan  
<https://mainichi.jp/english/articles/20210212/p2a/00m/0na/046000c>