

Situation report – COVID19; Japan, September 28th

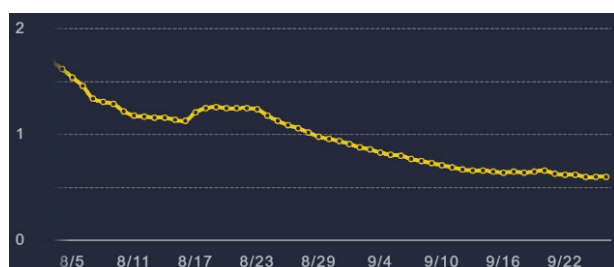
Confidential – for internal circulation only, not for release to outside parties without the prior consent of the author. This document represents the opinion of the author and does not constitute the provision of medical care. Readers with concerns over their individual health should contact their physician for advice.

Current Situation in Japan

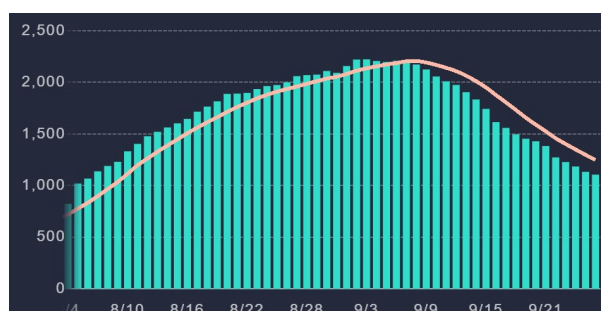
Test positives nationally:



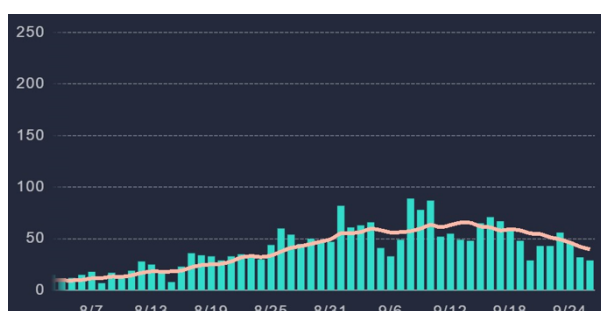
National Reproduction Rate - R_{eff} (R 0.6)



Critical Illness (Nationwide)- daily total



Mortality (Nationwide) – daily



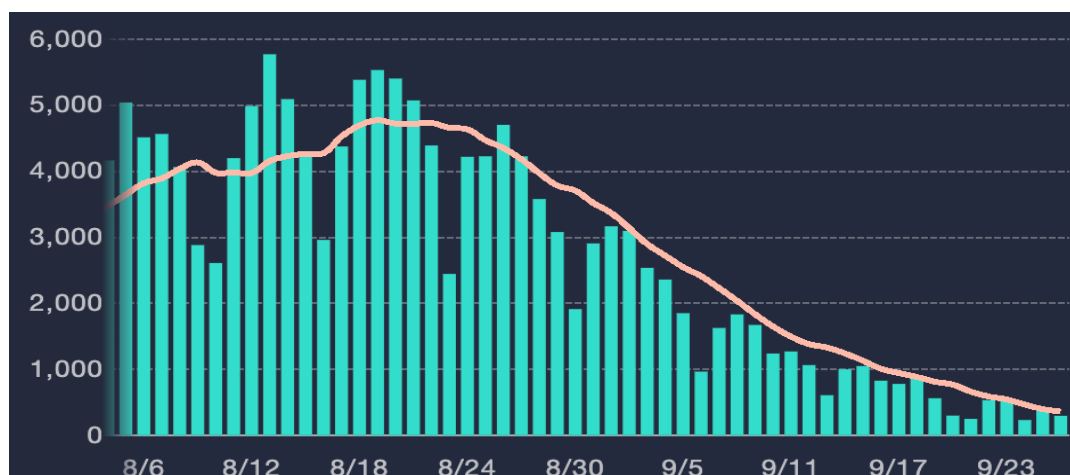
Infections continue to fall although the number of new cases remains a little higher than in early June (the low point between the 4th and 5th waves). Having peaked at a 7-day average of approximately 60 deaths per day, mortality is similarly falling. Critical care (intensive care) occupancy is dropping more gradually, to a little over 1,000 patients from a peak of just over 2,000 at the start of this month. Across most of Japan, hospitals are seeing falling bed rate occupancy and can shift resources back to routine care and non-covid related acute medical care.

Japan's successful exit from the most recent wave reflects the application of appropriate public health measures, good compliance on the part of a large majority of the population and the effectiveness of the vaccine rollout. With the resumption of normal patterns of travel and economic activity anticipated in October, an increase in cases at some point in the next few months seems highly likely, though. Acknowledging this, the health ministry is currently reviewing care provision and levels of medical preparedness. Specifically, under revised infectious disease legislation, local governments are now empowered to release the names of hospitals that fail to comply with requests to increase care capacity for COVID19 patients.

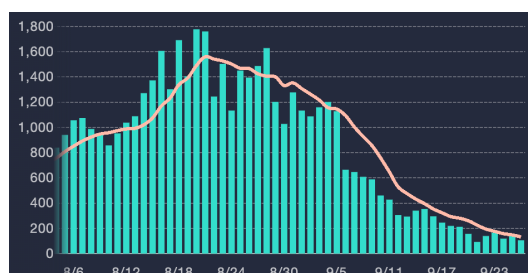
Situation report – COVID19; Japan, September 28th

Current Situation in Tokyo & the Kanto Region

Tokyo daily cases (R 0.56)



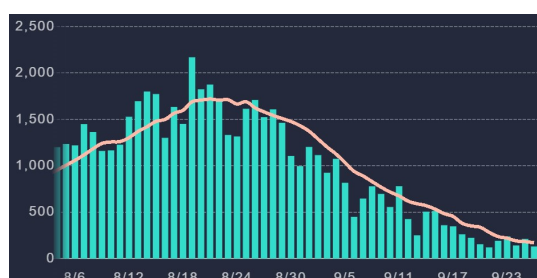
Chiba prefecture (R 0.59)



Kanagawa prefecture (R 0.56)



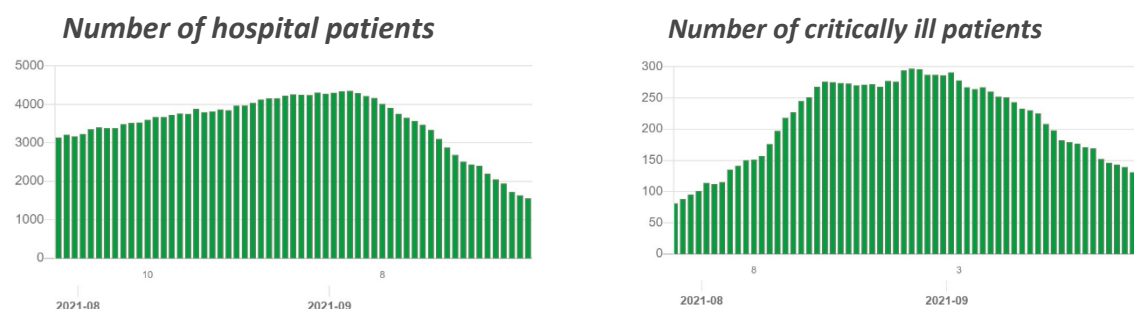
Saitama prefecture (R 0.6)



Cases in Tokyo and the surrounding region have fallen to levels seen prior to the dissemination of the delta variant, with record low reproduction rates. Tokyo recorded a 6-month low daily total of infections yesterday (154). The state of emergency, which has now been in place since mid-July, will expire on Thursday and presently it appears that there are no plans to downgrade to quasi-emergency measures. Some public health measures in the capital will remain in place into October, for example limits on spectator numbers at sports events such as professional baseball games.

Situation report – COVID19; Japan, September 28th

Hospital Care and Testing in Tokyo

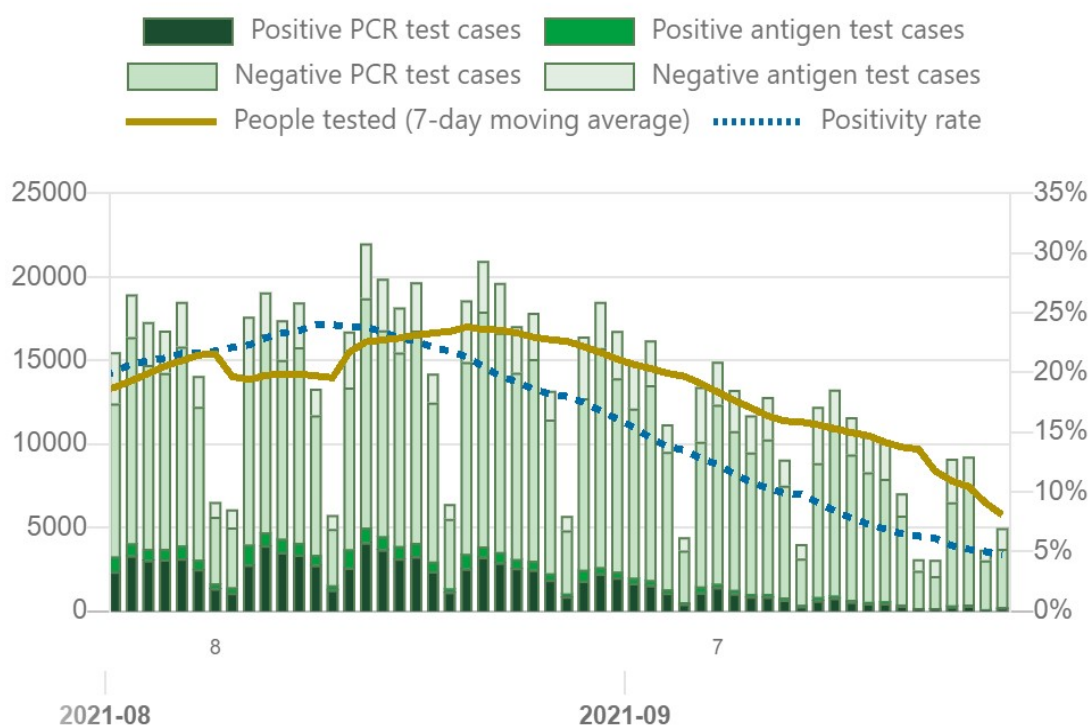


Hospital bed occupancy has continued to fall rapidly. Out of the current total capacity of 6,583 designated beds, 1,387 (21%) are presently occupied.

During the 5th wave, hospital beds (particularly intensive care units) came under pressure as the rate of increase in infections exceeded expectations. This led to a period of several weeks during which the metropolitan government had to apply pressure on medical institutions to re-purpose capacity. In anticipation of a further increase in infections, COVID-19 designated wards are likely to remain on standby for several weeks to come

125 of 503 available intensive care beds are now reported to be occupied (25%).

Testing for COVID 19



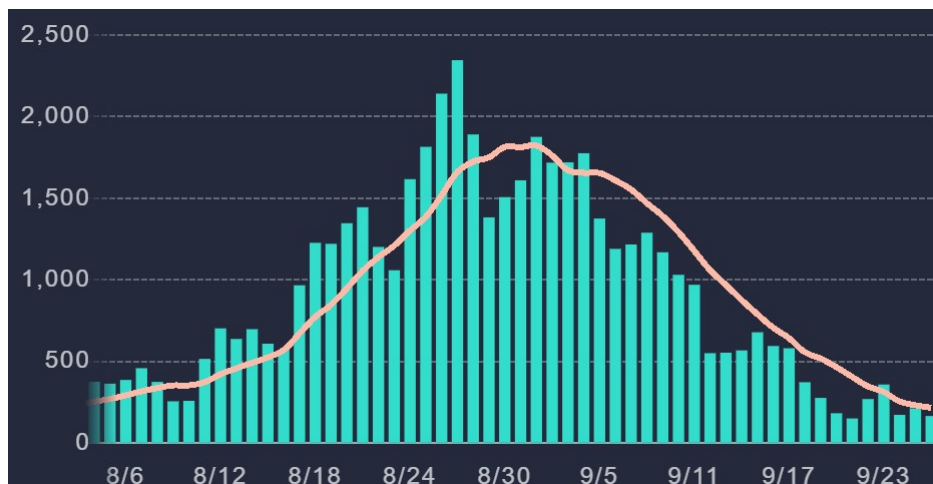
The rate of positive tests has continued to fall and now stands at 5%. Numbers of tests (excluding very large numbers of screening tests on healthy people performed by individuals and companies) have fallen to the lowest level since the start of the year.

Situation report – COVID19; Japan, September 28th

Regional Situation

All prefectures under quasi or full states of emergency are expected to see measures lifted entirely at the end of the month. Cases continue to fall or to remain at a very low level in every prefecture without exception.

Aichi (R 0.54)



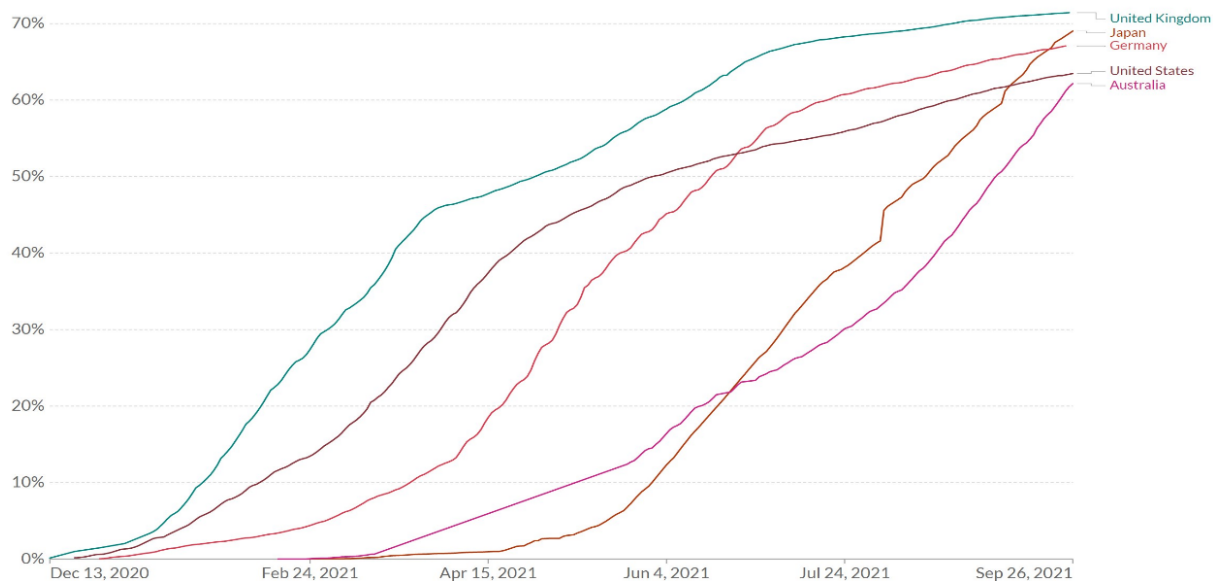
Hyogo (R 0.67)



Situation report – COVID19; Japan, September 28th

COVID-19 Vaccination in Japan

Vaccine doses administered (cumulative, nationwide, percentage)



Close to 70% of the population have received at least one dose of a COVID 19 vaccine as coverage overtakes Germany and approaches the level seen in the UK. Reported levels of vaccine hesitancy have fallen further in Japan than in many other industrial nations.

Vaccines administered (7-day average of daily doses given)



Announcements have been made on trialing the use of proof of vaccination for admission to crowded areas such as sporting and live music events. This will begin in October and may become a requirement to increase capacities at such higher risk locations.

Situation report – COVID19; Japan, September 28th 2021

Further details of the government's plans are available on the website of the Prime Minister's office: <https://www.kantei.go.jp/jp/headline/kansensho/vaccine.html>

References and Resources

Reported Caseload Graphs and data sourced from MHLW as reported by Toyo Keizai and the Tokyo metropolitan government –

<https://toyokeizai.net/sp/visual/tko/covid19/en.html> <https://stopcovid19.metro.tokyo.lg.jp/en/>

<https://www.stopcovid19.jp/#Tokyo>

<https://www3.nhk.or.jp/news/special/coronavirus/vaccine/progress/> ***Resources***

How to get help if you suspect that you have COVID19 (Tokyo residents)

<https://stopcovid19.metro.tokyo.lg.jp/en/flow>

FAQ: How foreign residents can get coronavirus vaccinations in Japan

<https://mainichi.jp/english/articles/20210212/p2a/00m/0na/046000c>