

Situation report – COVID19; Japan, August 23rd 2021

Confidential – for internal circulation only, not for release to outside parties without the prior consent of the author. This document represents the opinion of the author and does not constitute the provision of medical care. Readers with concerns over their individual health should contact their physician for advice.

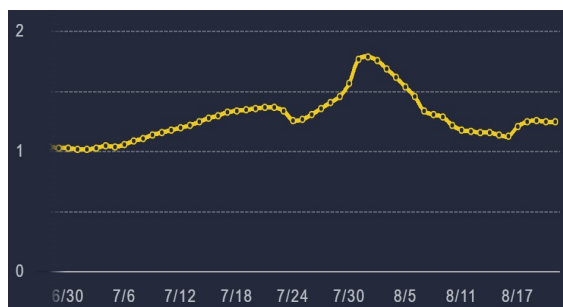
Current Situation in Japan

Test positives nationally:



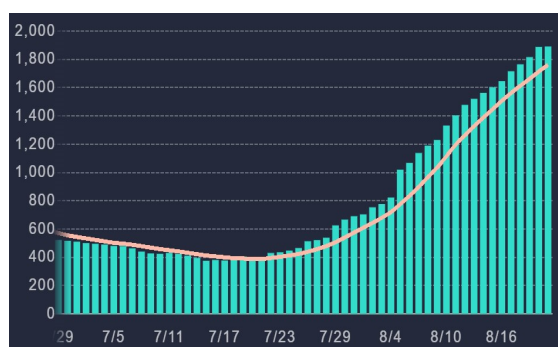
Despite lengthened and geographically extensive public health measures (state of emergency or quasi-state of emergency), daily infections continue to rise with the 7-day average of new cases now approximately four times higher than that seen at the peak of the third or fourth waves (20,000 per day as compared to 5,000 in January and April). There are no signs that the measures which proved effective during the first 15 months of the pandemic can contain the delta variant.

National Reproduction Rate - R_{eff} (R 1.25)

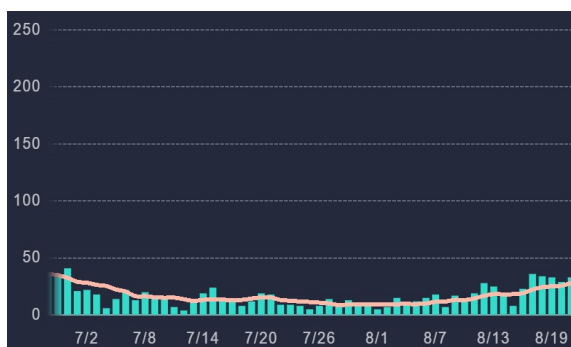


Thanks to the (still incomplete) vaccination rollout, mortality remains well below levels seen in the first half of the year. As many as 90% of deaths which would have been anticipated in the absence of vaccination have been avoided by protecting the elderly and most vulnerable. Unfortunately, a substantial percentage of adults aged 30 to 64 remain unvaccinated and these individuals are disproportionately represented in COVID19 designated intensive care wards, which are increasingly under pressure. Almost 2,000 people are currently classified as critically ill from COVID 19, well above the levels seen in earlier waves.

Critical Illness (Nationwide)- daily total



Mortality (Nationwide) - daily



Situation report – COVID19; Japan, August 23rd 2021

Current Situation in Tokyo & the Kanto Region

Tokyo daily cases (R 1.08)



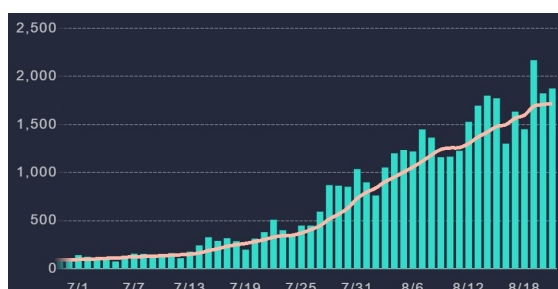
Chiba prefecture (R 1.35)



Kanagawa prefecture (R 1.15)



Saitama prefecture (R 1.15)



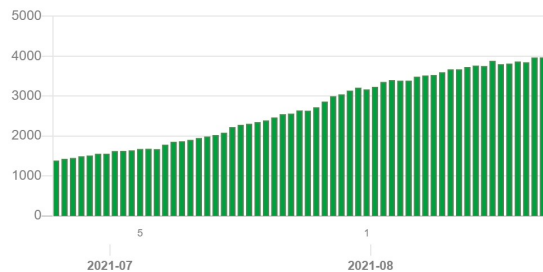
Cases continue to rise in the capital, although the rate of increase is slower than that seen in the rest of Japan. However, the relative reproduction rate for prefectures surrounding Tokyo is higher and closer to the national rate, indicating that the pandemic is not under control in the Kanto region.

As of the 19th of July, the vaccination history of people who have died of COVID 19 has been collected. This data shows that 98% of COVID 19 deaths in Tokyo occurred in people who were not fully vaccinated, and that 71% of people who died had not even received an initial dose. Of 96 deaths recorded in the first 20 days of August, 16 people were in their 50s and 12 had no significant pre-existing medical problems. However, as anticipated, most deaths occurred in elderly people with significant comorbid illnesses.

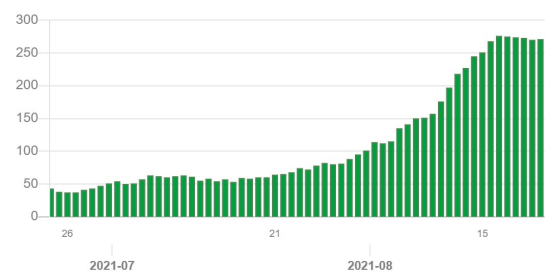
Situation report – COVID19; Japan, August 23rd 2021

Hospital Care and Testing in Tokyo

Number of hospital patients



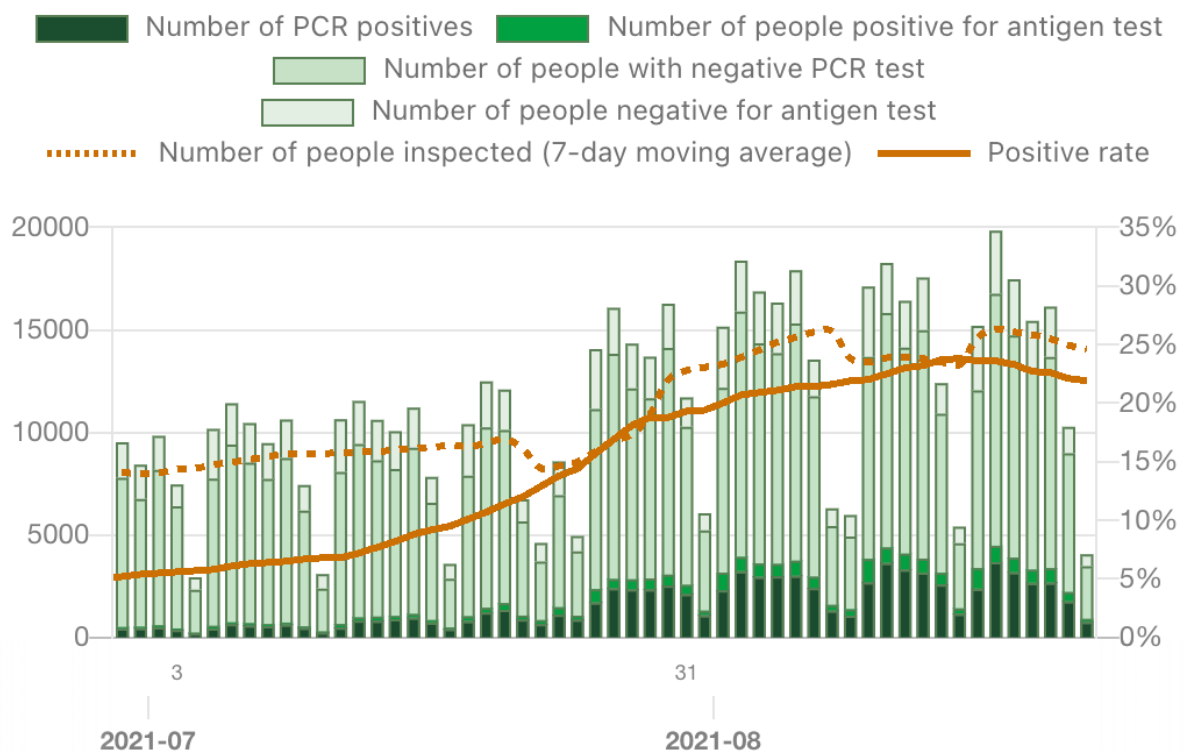
Number of critically ill patients



Hospital occupancy continues to rise gradually though with some beds remaining in reserve. Out of a total capacity of 5,967 COVID 19 designated beds, 4,034 (68%) are presently occupied.

ICU occupancy appears to have stabilized, with very little change in occupancy over the past week. 272 of 392 COVID 19 designated intensive care beds are presently in use (69%).

Testing for COVID 19



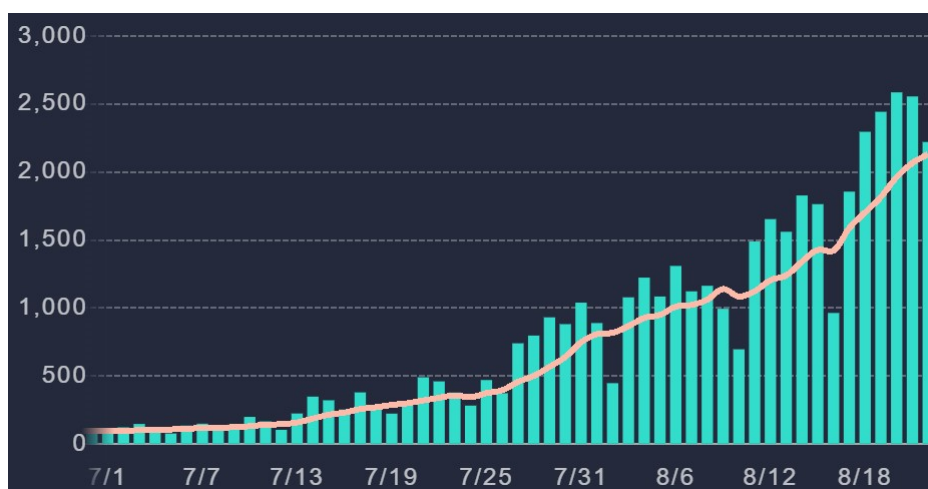
The rate of positive tests remains extremely high but appears to have peaked, having fallen from 24% a week ago to 21.9%. This may be due to a gradual increase in testing capacity rather than a true fall in the background rate of infection.

Situation report – COVID19; Japan, August 23rd 2021

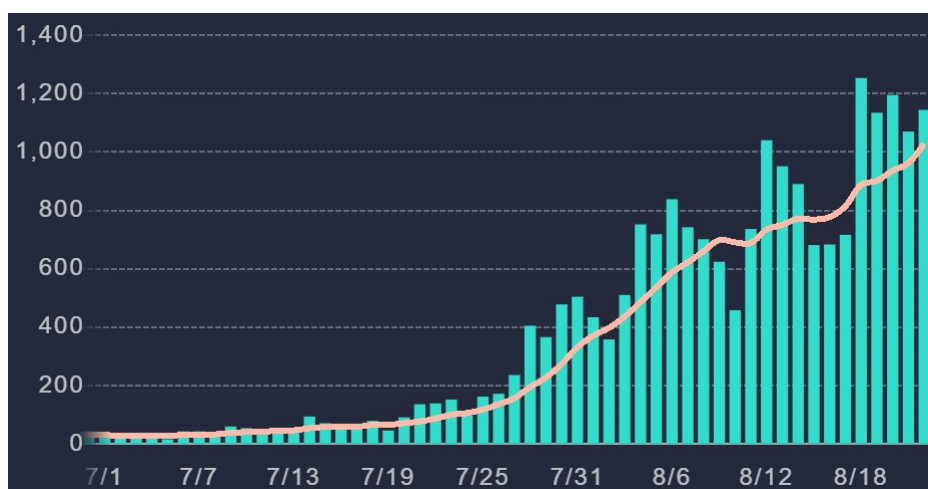
Regional Situation

Since Friday the 13th, Ibaraki, Tochigi, Gunma, Shizuoka, Kyoto, Hyogo, Fukuoka, Chiba, Saitama, Tokyo, Kanagawa, Osaka and Okinawa have been under a state of emergency which will remain in place until the 12th of September. In addition to the quasi state of emergencies in effect in 16 other prefectures this brings the total number of prefectures under some kind of restriction to 29 out of 47, accounting for roughly 84% of the population. Most of the current restrictions are based around limits on capacity in crowded places and setting curfews on restaurants. However, governors have requested a nation wide state of emergency to prevent people from crossing prefectural borders.

Osaka (R 1.33)



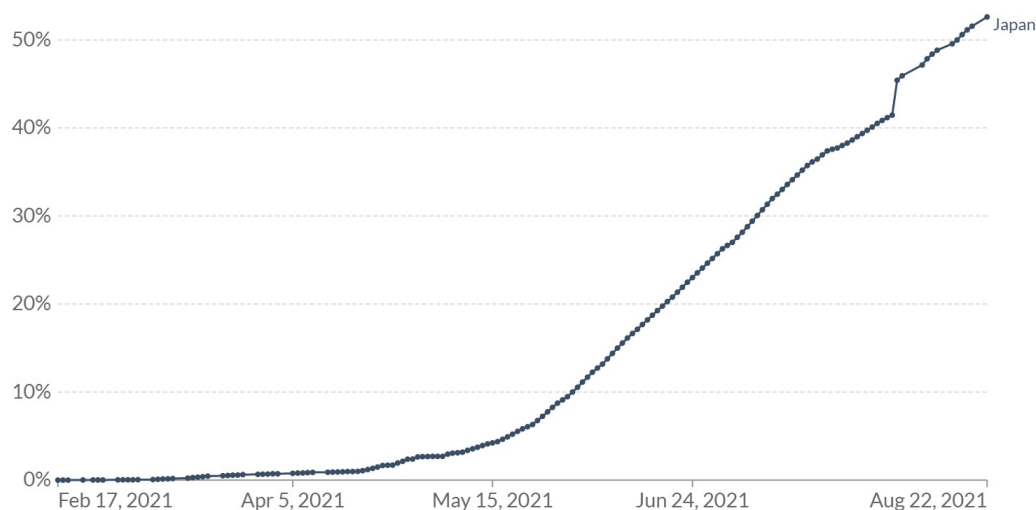
Fukuoka (R 1.23)



Situation report – COVID19; Japan, August 23rd 2021

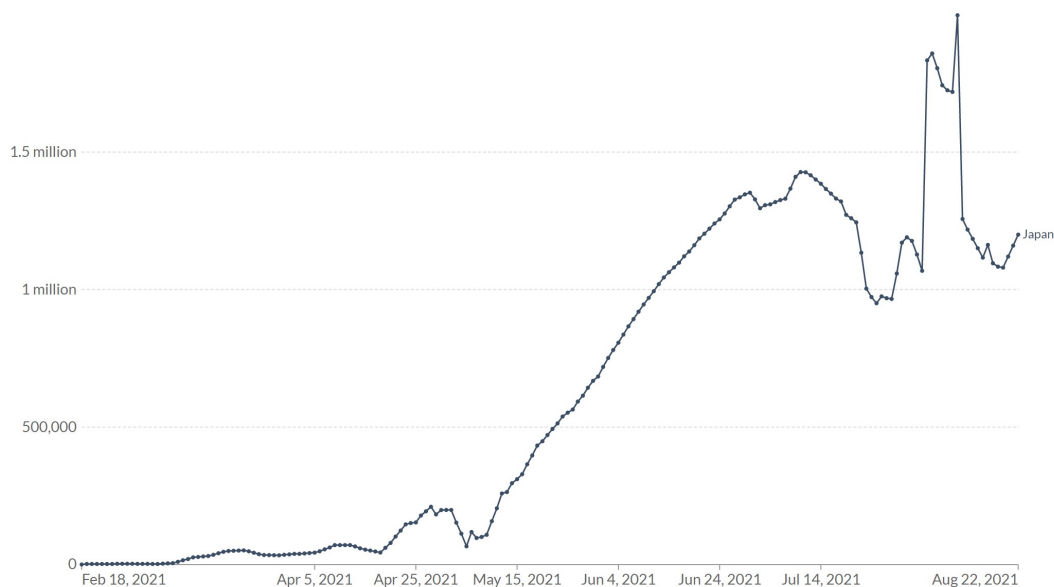
COVID-19 Vaccination in Japan

Vaccine doses administered (cumulative, nationwide, percentage)



Vaccines continue to be administered at a rapid rate, and encouragingly demand remains high even as uptake exceeds 50%. It is therefore to be hoped that over 70% of eligible people will elect to be immunized and will be fully vaccinated before the end of October.

Vaccines administered (7 day average of daily doses given)



Average daily administration remains well over a million doses a day. However, supply of vaccines remains patchy and new applications for workplace vaccination schemes are still on hold.

Further details of the government's plans are available on the website of the Prime Minister's office: <https://www.kantei.go.jp/jp/headline/kansensho/vaccine.html>

Situation report – COVID19; Japan, August 23rd 2021

References and Resources

Reported Caseload Graphs and data sourced from MHLW as reported by Toyo Keizai and the Tokyo metropolitan government –

<https://toyokeizai.net/sp/visual/tko/covid19/en.html> <https://stopcovid19.metro.tokyo.lg.jp/en/>
<https://www.stopcovid19.jp/#Tokyo>
<https://www3.nhk.or.jp/news/special/coronavirus/vaccine/progress/> ***Resources***

How to get help if you suspect that you have COVID19 (Tokyo residents)
<https://stopcovid19.metro.tokyo.lg.jp/en/flow>

FAQ: How foreign residents can get coronavirus vaccinations in Japan
<https://mainichi.jp/english/articles/20210212/p2a/00m/0na/046000c>