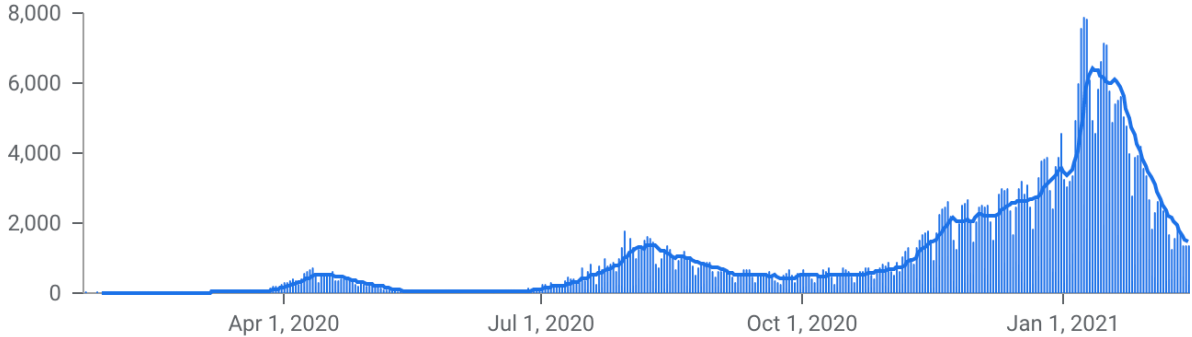


Situation report – COVID19; Japan 16th of February 2021

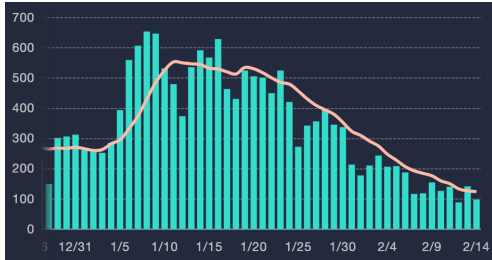
Confidential – for internal circulation only, not for release to outside parties without the prior consent of the author. This document represents the opinion of the author and does not constitute the provision of medical care. Readers with concerns over their individual health should contact their physician for advice.

Current Situation in Japan

National number of diagnoses per day:

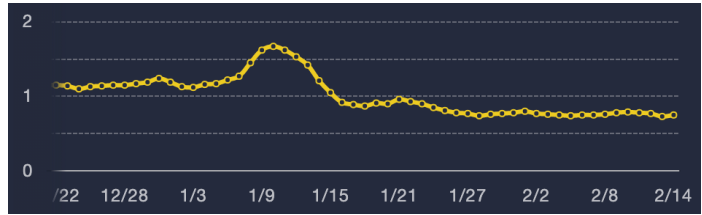


Osaka (R 0.73)

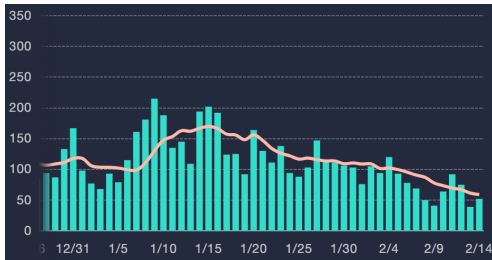


New infections have now fallen to levels not seen since November of last year and mortality is showing early signs of having peaked.

National Effective reproduction number (R 0.75)

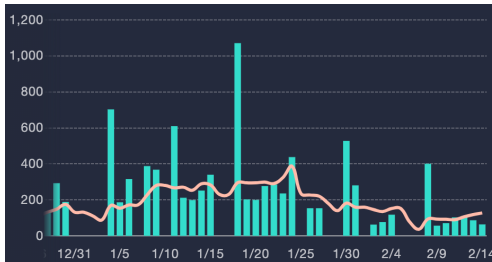


Hokkaido (R 0.74)



Most large urban areas outside of Tokyo continue to report declining case numbers with an ongoing improvement in Kansai (Osaka, Kyoto and Hyogo)

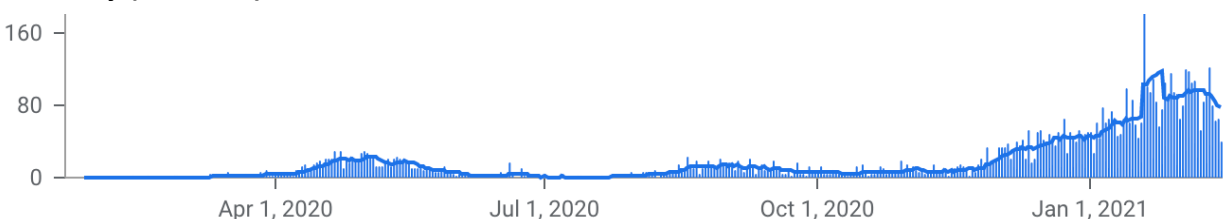
Fukuoka (R 2.43)



Of the prefectures remaining under a state of emergency, Fukuoka has shown the smallest reduction in infections. The seven-day average of new infections there is presently approximately 2 per 100,000 population, compared to a little over 3 per 100,000 in Tokyo and below 1 per 100,000 in Osaka.

Ten prefectures will remain under a state of emergency until the 7th of March (Tokyo, Kanagawa, Chiba, Saitama, Osaka, Hyogo, Kyoto, Aichi, Gifu and Fukuoka).

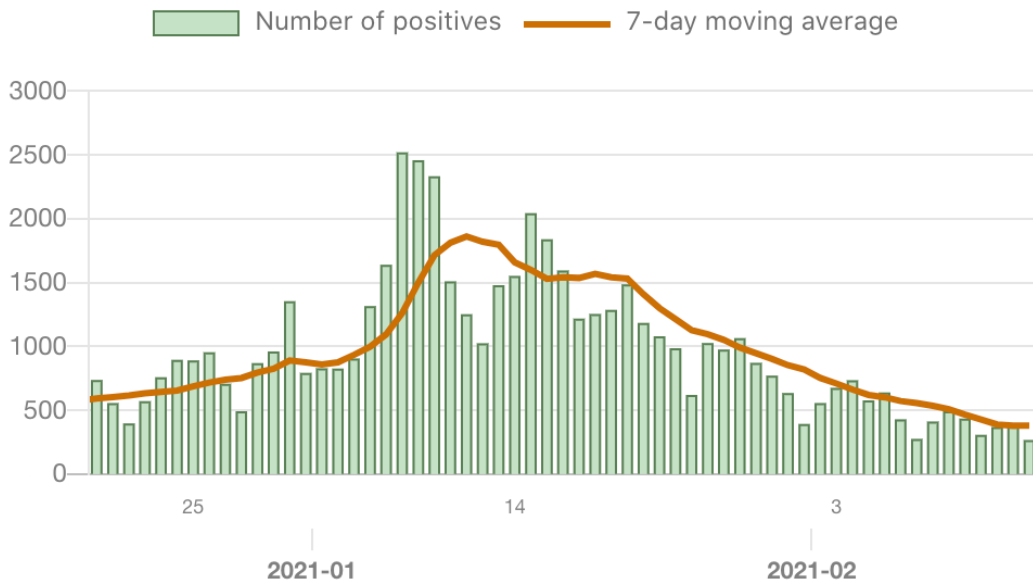
Mortality (National)



Situation report – COVID19; Japan 16th of February 2021

Current Situation in Tokyo & the Kanto Region

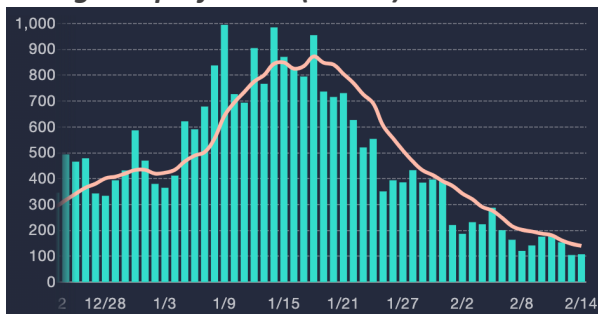
Tokyo daily cases (R 0.75)



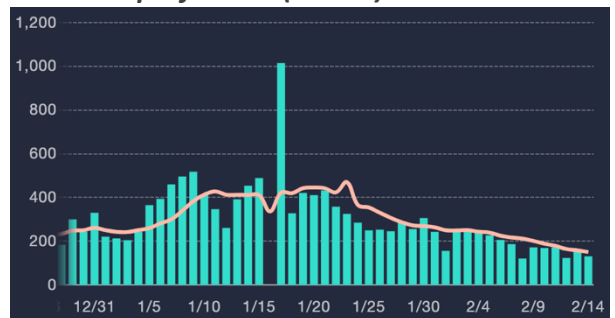
New infections continue to fall with the reproduction number unchanged as compared to last week (0.75). The present state of emergency will expire on the 7th of March though could be extended again – policy is to continue until the daily infection rate falls to below 1 per 100,000 per day (140 cases per day), which should be achieved within 2-3 weeks if the reproduction number remains at or close to the current level

A similar sustained reduction in cases continues across the Kanto region:

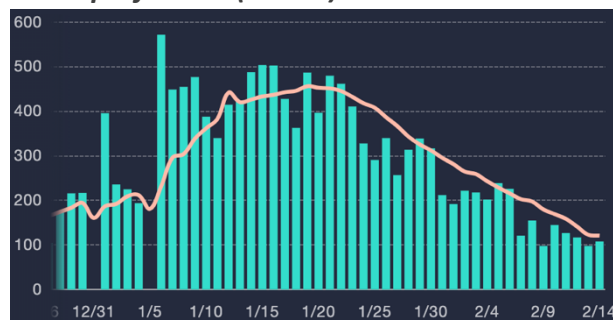
Kanagawa prefecture (R 0.73)



Saitama prefecture (R 0.77)



Chiba prefecture (R 0.69)

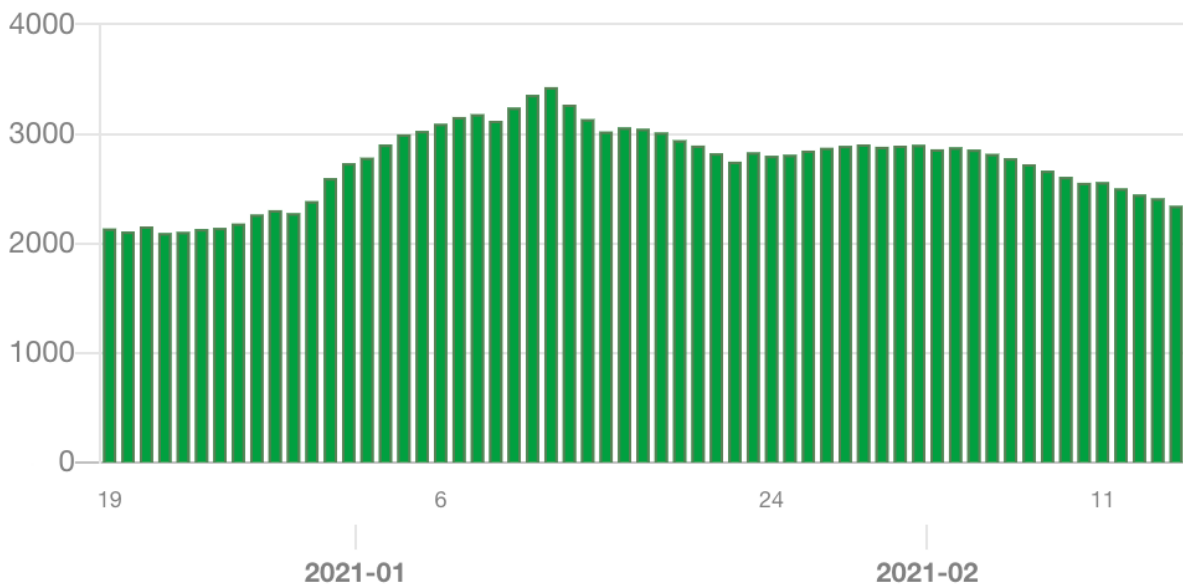


Situation report – COVID19; Japan 16th of February 2021

Hospital Care in Tokyo

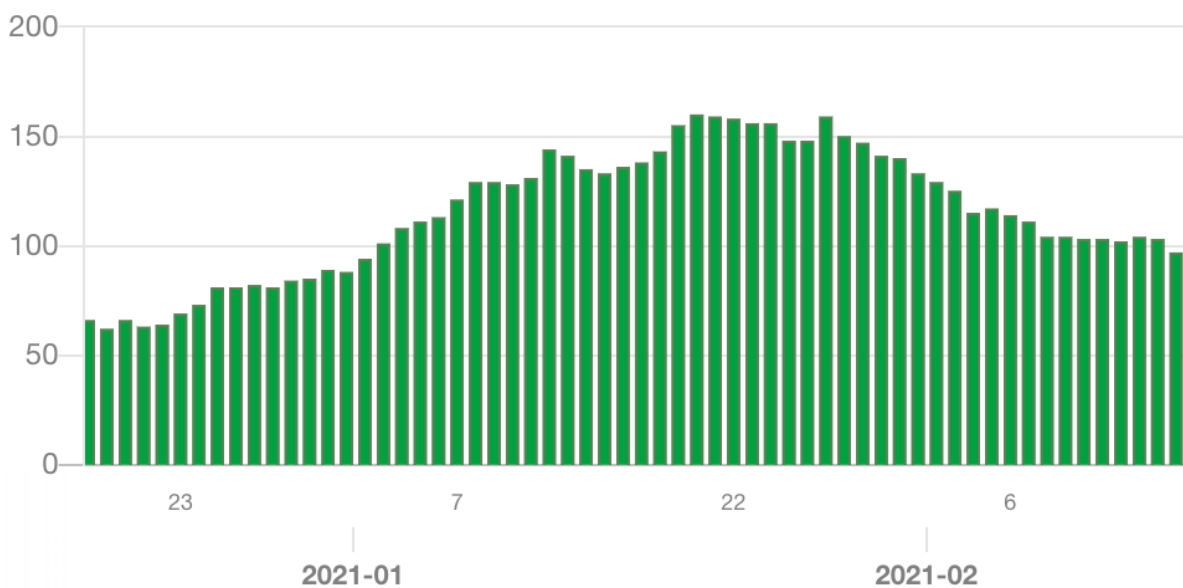
Presently 4,900 hospital beds are available for COVID 19 patients of which a little under half are occupied. In-patient numbers have fallen gradually from an early January peak of over 3,400 to 2,341 as of yesterday. Separately, 3,290 beds are available in hotels for patients who have mild symptoms but who require admission to limit contagion.

Total in-hospital patient numbers, Tokyo (exc. Hotel stays)



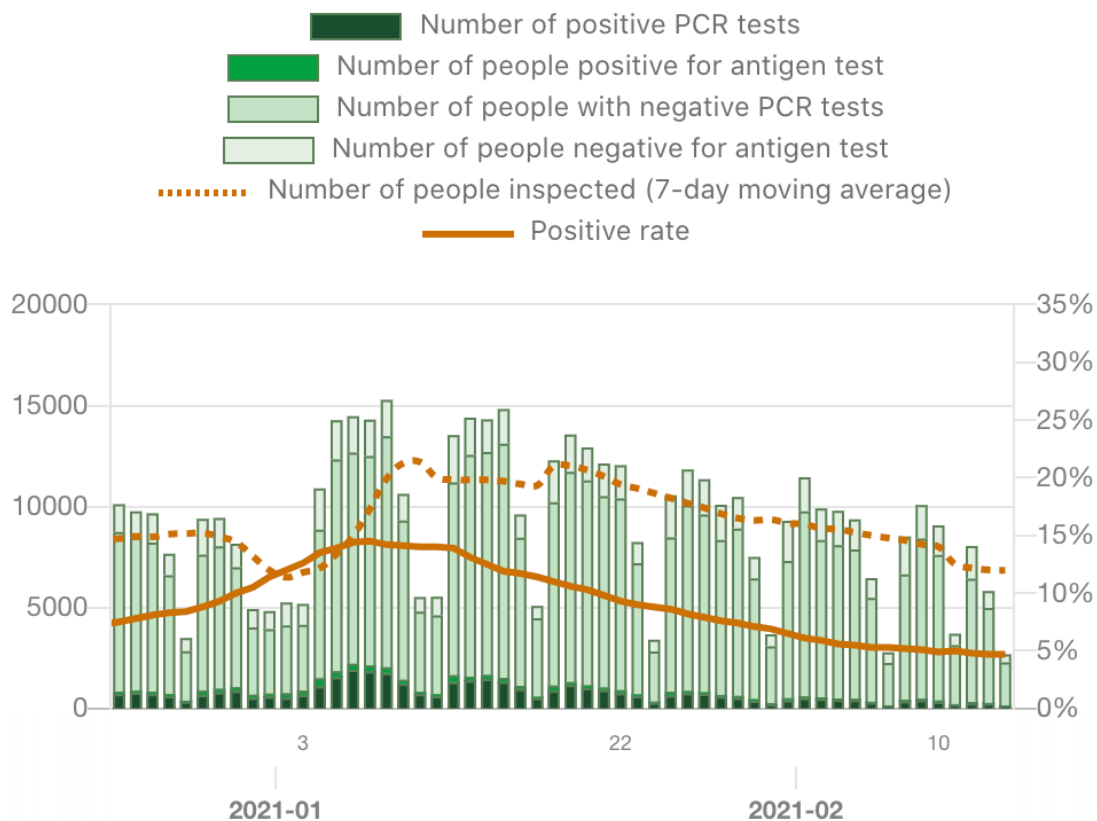
97 patients are currently being treated by intensive care units, out of a total current capacity of 315 beds.

Patients Requiring Intensive Care, Tokyo



Situation report – COVID19; Japan 16th of February 2021

Testing in Tokyo



Test numbers continue to decline, with fewer people seeking advice for new onset infective symptoms than was the case in early January. The level of positive test results has continued to fall from an early January peak of 14.5% to 4.7%.

COVID-19 Vaccination in Japan

A shipment of 400,000 doses of Pfizer/BioNTech's vaccine arrived in Japan on Friday 12th February, shortly after which the vaccine was formally granted emergency use approval by the health ministry. Immunization of healthcare workers is due to commence on Wednesday the 17th of February, followed by people over 65, who are due to be vaccinated from late March.

Presently no other COVID 19 vaccines are approved for use in Japan, though the Astra Zenica vaccine is currently under review by the health ministry, a process expected to take two months.

Further details of the government's plans are available on the website of the Prime Minister's office:

<https://www.kantei.go.jp/jp/headline/kansensho/vaccine.html>

At present it seems unlikely that earlier vaccination will be available for members of the general public through other channels such as private clinics.

Situation report – COVID19; Japan 16th of February 2021

References

Reported Caseload Graphs and data sourced from MHLW as reported by Toyo Keizai and the Tokyo metropolitan government –

<https://toyokeizai.net/sp/visual/tko/covid19/en.html>

<https://stopcovid19.metro.tokyo.lg.jp/en/>

Resources

How to get help if you suspect that you have COVID19 (Tokyo residents)

<https://stopcovid19.metro.tokyo.lg.jp/en/flow>