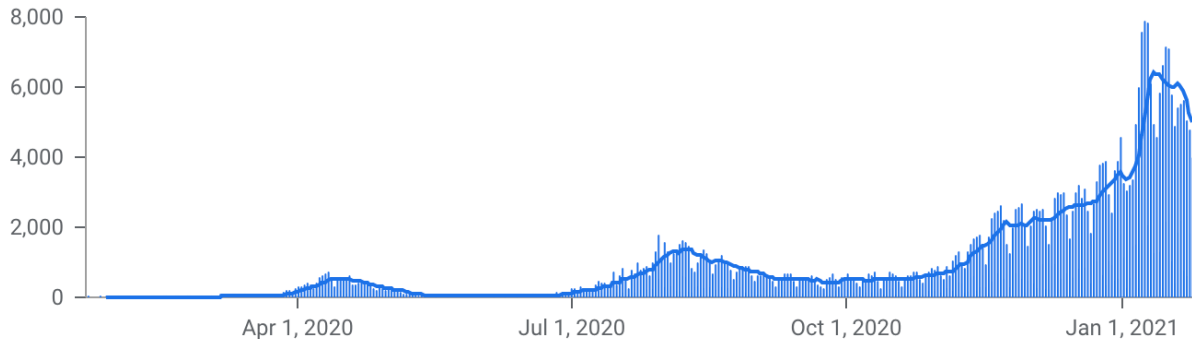


Situation report – COVID19; Japan 26th of January 2021

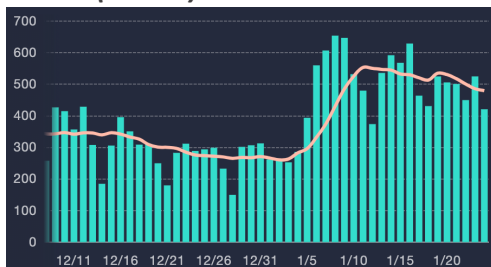
Confidential – for internal circulation only, not for release to outside parties without the prior consent of the author. This document represents the opinion of the author and does not constitute the provision of medical care. Readers with concerns over their individual health should contact their physician for advice.

Current Situation in Japan

National number of diagnoses per day:

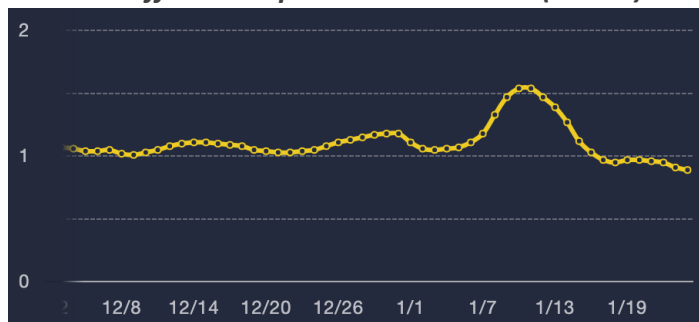


Osaka (R 0.94)

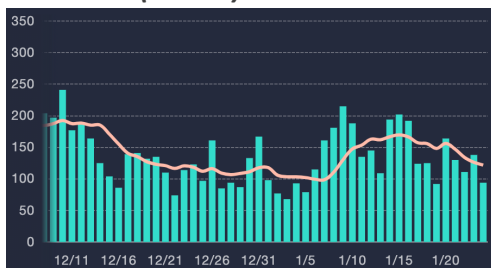


Daily new infections have fallen for the second consecutive week, an encouraging early indication that emergency measures are having an effect.

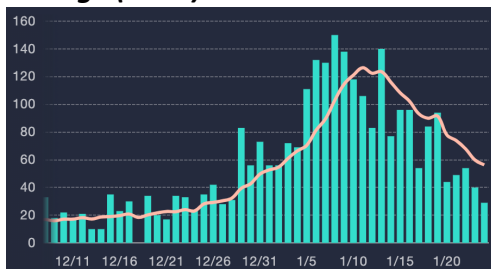
National Effective reproduction number (R 0.89)



Hokkaido (R 0.83)



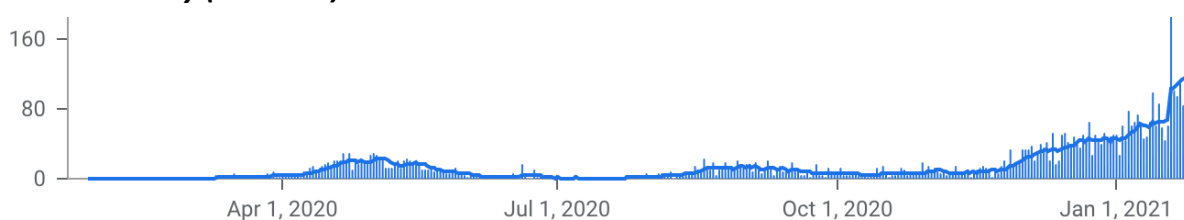
Tochigi (R 0.7)



At the same time, there are increasing reports that tracing and consequent testing of contacts is being performed less extensively due to the pressure on health units to monitor people with COVID19 who remain at home. It is therefore possible that some of the reduction in new cases may be a result of reduced contact testing, though this is difficult to quantify and there is substantial variation between regions.

Mortality continues to rise and until this trend reverses and hospitals see less pressure, emergency measures clearly need to remain in place.

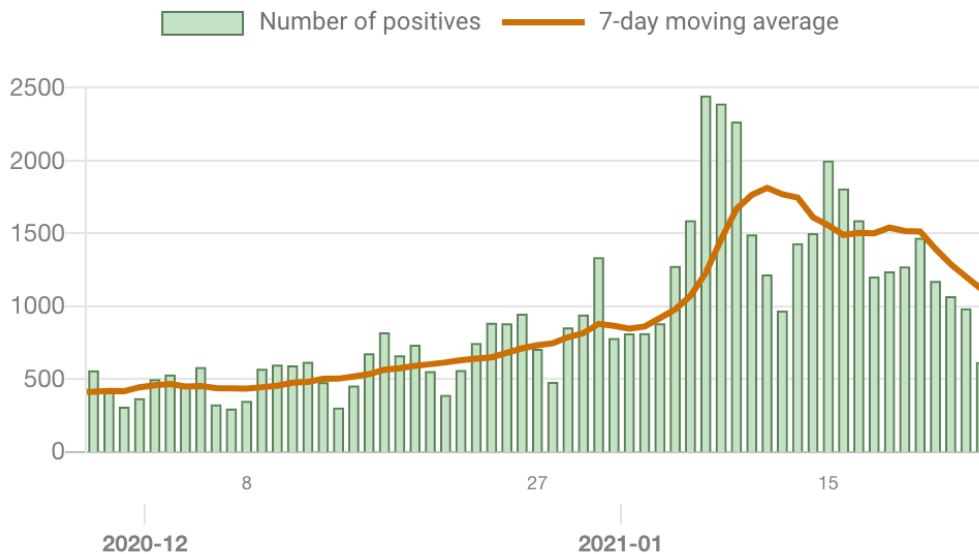
Mortality (National)



Situation report – COVID19; Japan 26th of January 2021

Current Situation in Tokyo & the Kanto Region

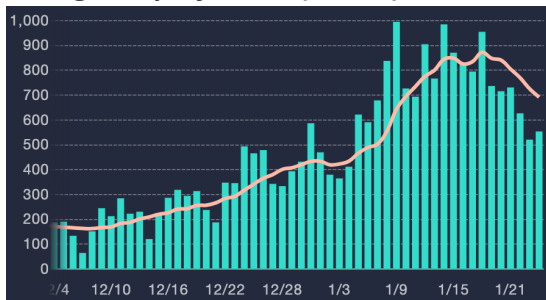
Tokyo daily cases (R 0.89)



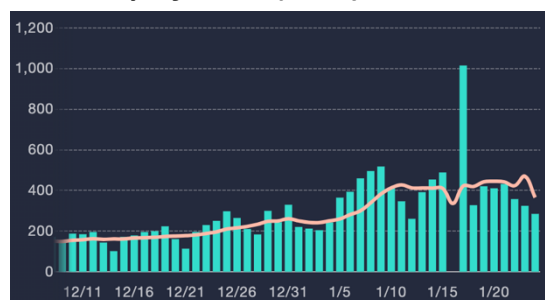
New infections continue to fall in Tokyo. However, the first case of community spread of the UK variant (B 1.1.7) has been confirmed in the capital, detected in a man in his 40s who had no travel history or contact with anyone returning from the UK. A total of 51 cases of more highly contagious variant COVID-19 strains have been detected nationally, the majority at immigration.

There has likewise been some reduction in the level of contagion across the Kanto region, though this is most marked in Kanagawa prefecture, where the health office announced on the 9th of January that contact tracing would be significantly scaled back.

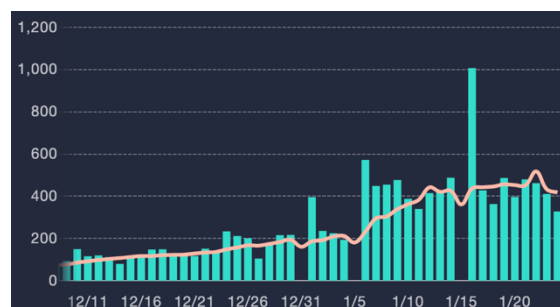
Kanagawa prefecture (R 0.87)



Saitama prefecture (R 0.9)



Chiba prefecture (R 0.96)

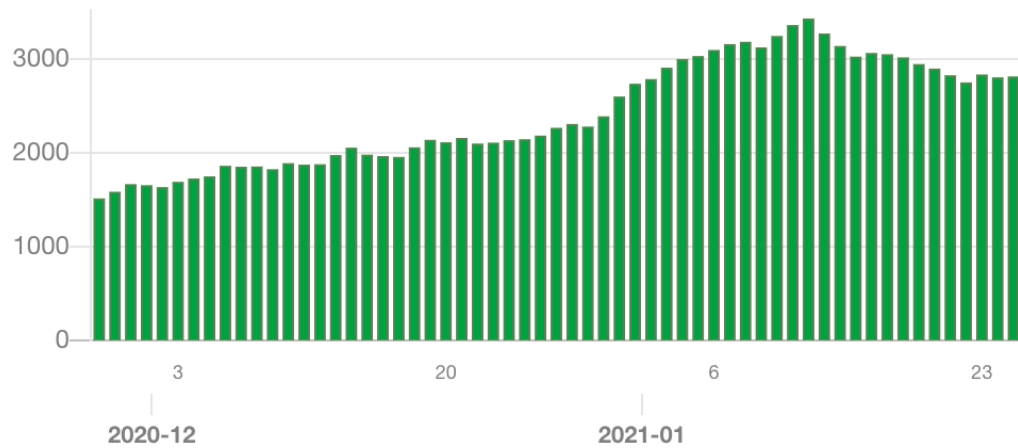


Situation report – COVID19; Japan 26th of January 2021

Hospital Care in Tokyo

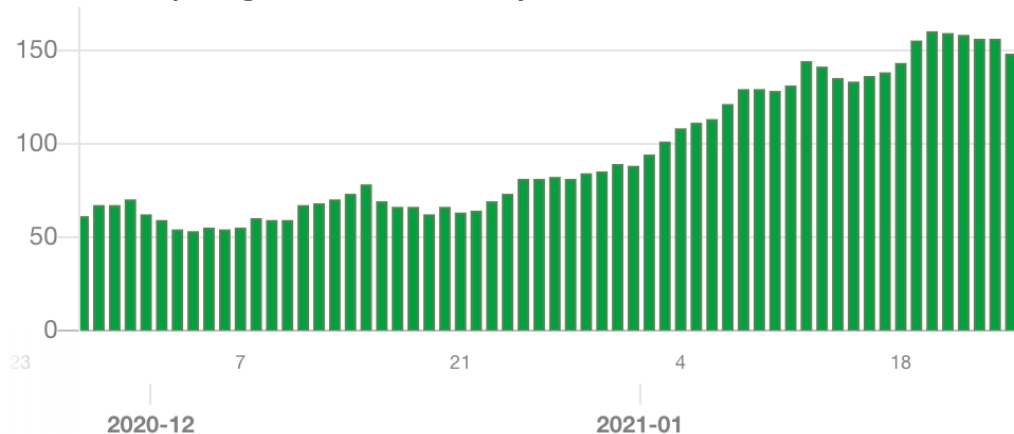
Hospitals continue to be pressured with the number of reported active cases (17,315) exceeding the current total bed capacity (4000 hospital beds and 2360 beds in designated hotels). Many hospitals which are equipped to care for COVID-19 patients continue to have vacant beds, though increasingly delays are reported in arranging hospitalization of more unwell or more vulnerable patients.

Total in-hospital patient numbers, Tokyo (exc. Hotel stays)



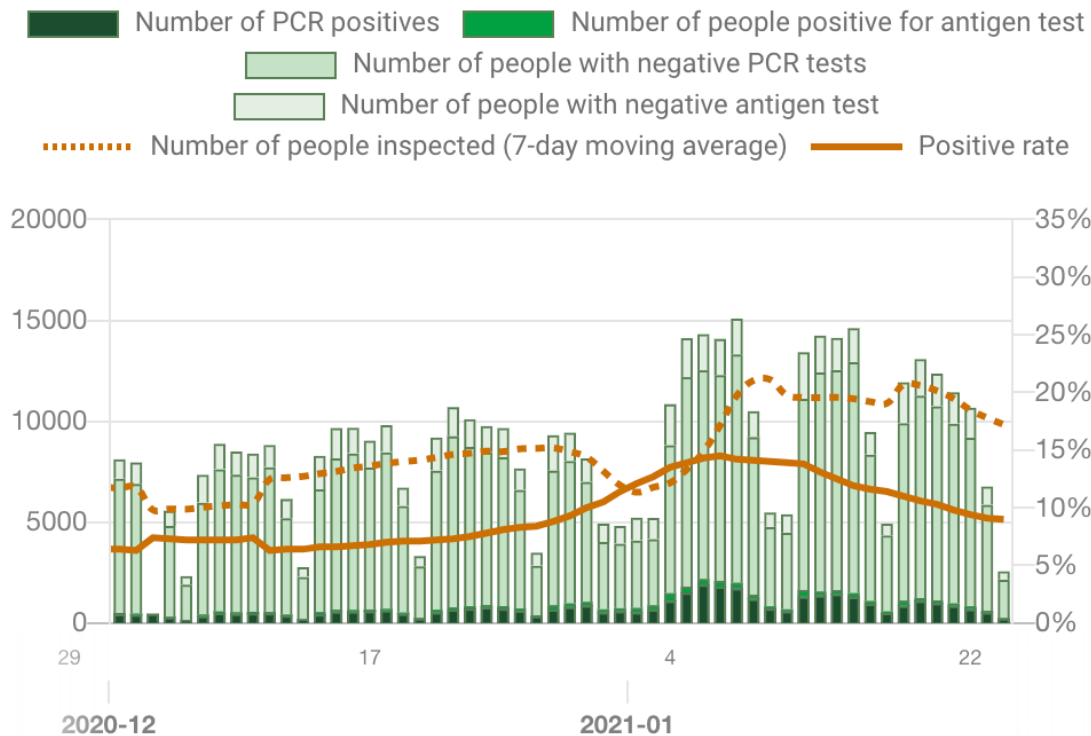
Numbers of more severely unwell patients remain within available high dependency capacity. 250 ICU beds are presently designated for COVID-19 cases.

Patients Requiring Intensive Care, Tokyo



Situation report – COVID19; Japan 26th of January 2021

Testing in Tokyo



The seven day average of daily tests has fallen to a little below 10,000/day and the rate of positive tests has dropped from an early January peak of 14.5% to 9%. As detailed above, these falling rates are likely to reflect a reduction in contagion but may also be due in part to a reduction in contact tracing.

COVID-19 Vaccination in Japan

The cabinet minister tasked with overseeing vaccination against COVID (Taro Kono) has restated the government's intention to commence widescale immunizations for healthcare workers from late February. A brief speech and details of the government's intentions have been released on the website of the Prime Minister's office:

<https://www.kantei.go.jp/jp/headline/kansensho/vaccine.html>

At present it seems unlikely that earlier vaccination will be available for members of the general public through other channels such as private clinics.

References

Reported Caseload Graphs and data sourced from MHLW as reported by Toyo Keizai and the Tokyo metropolitan government –

<https://toyokeizai.net/sp/visual/tko/covid19/en.html>

<https://stopcovid19.metro.tokyo.lg.jp/en/>

Resources

How to get help if you suspect that you have COVID19 (Tokyo residents)

<https://stopcovid19.metro.tokyo.lg.jp/en/flow>