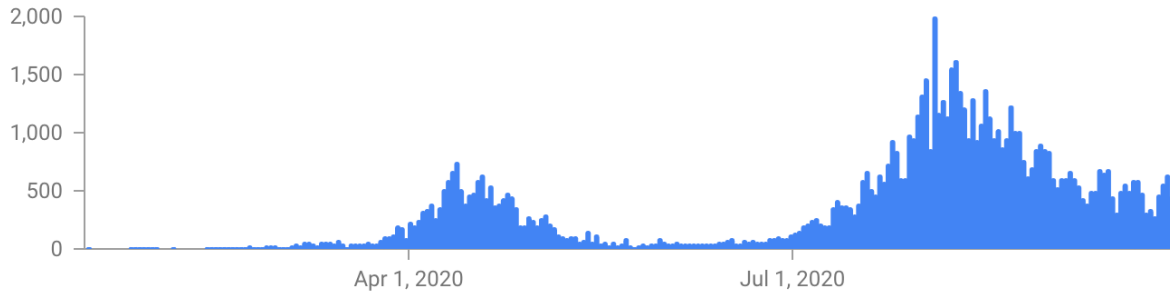


Situation report – COVID19; Japan, Tuesday 29th of September 2020

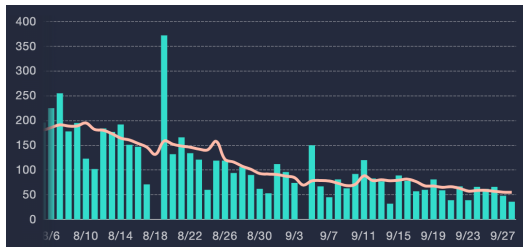
Confidential – for internal circulation only, not for release to outside parties without the prior consent of the author. This document represents the opinion of the author and does not constitute the provision of medical care. Readers with concerns over their individual health should contact their physician for advice.

Current Situation in Japan

National number of diagnoses per day:

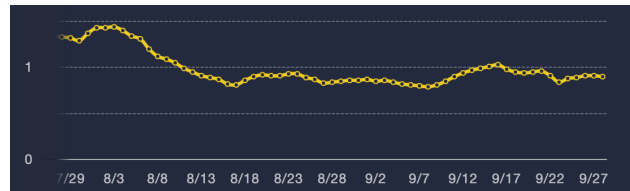


Osaka

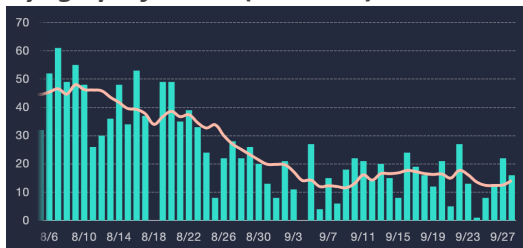


The reproduction rate (R) is stable and is currently 0.9.

National Effective reproduction number (R)

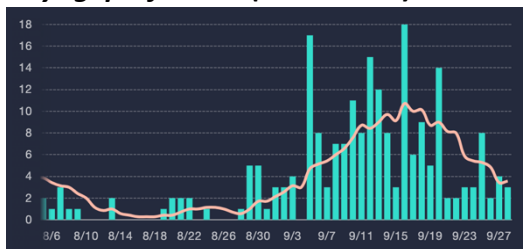


Hyogo prefecture (inc Kobe)



Case numbers continue to fall gradually across most of the country with a slight decline in positive test rates seen in most large urban areas. Some rural prefectures including Ehime and Yamagata have been free of new cases for over two weeks while others experience intermittent clusters of infections.

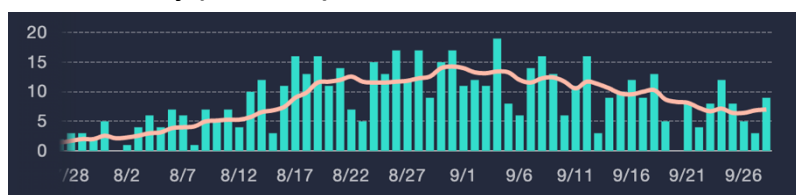
Miyagi prefecture (inc. Sendai)



Some areas have not followed the national trend, however, and Miyagi prefecture saw a significant rise in new infections during September, even as case numbers were falling across most other parts of the country.

Daily death rates have continued to fall modestly for the past three weeks and as before are very low by international standards.

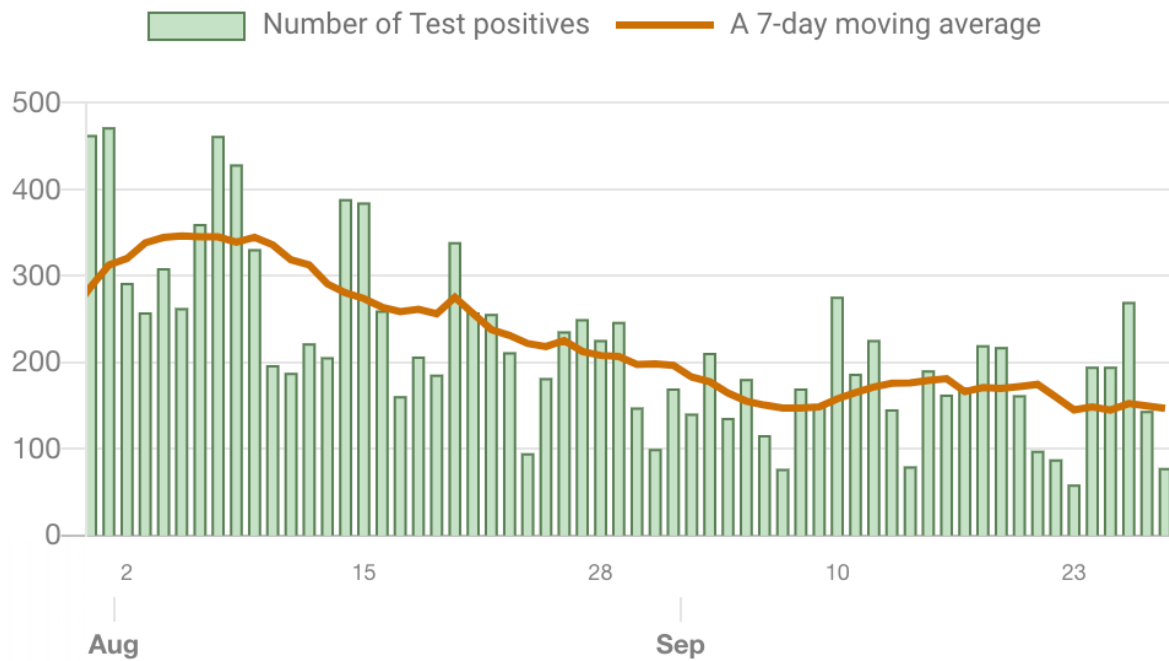
Mortality (National)



Situation report – COVID19; Japan, Tuesday 29th of September 2020

Current Situation in Tokyo & the Kanto Region

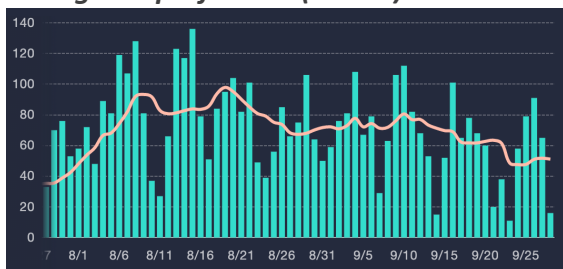
Tokyo daily cases



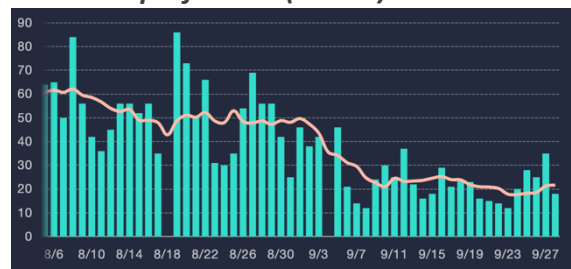
Daily case numbers fell marginally in the capital as in the rest of the country, with typical numbers of new infections presently close to 150 per day. The reproduction number for Tokyo is 0.88

The region as a whole is likewise seeing a modest decline in new infections, though typical daily numbers for Kanagawa and Chiba have not declined significantly for over a month now:

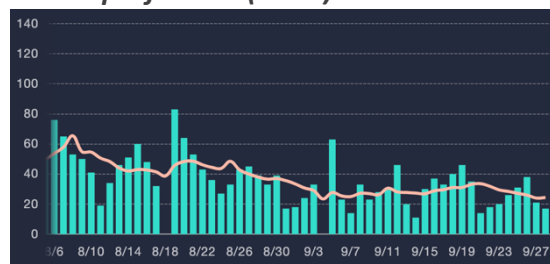
Kanagawa prefecture (R 0.86)



Saitama prefecture (R 1.03)



Chiba prefecture (R 0.8)



Situation report – COVID19; Japan, Tuesday 29th of September 2020

Hospital Care in Tokyo

Inpatient numbers remain stable and well within the capacity of the region's medical infrastructure:

Total Patient Numbers, Tokyo (bed capacity 5,860)



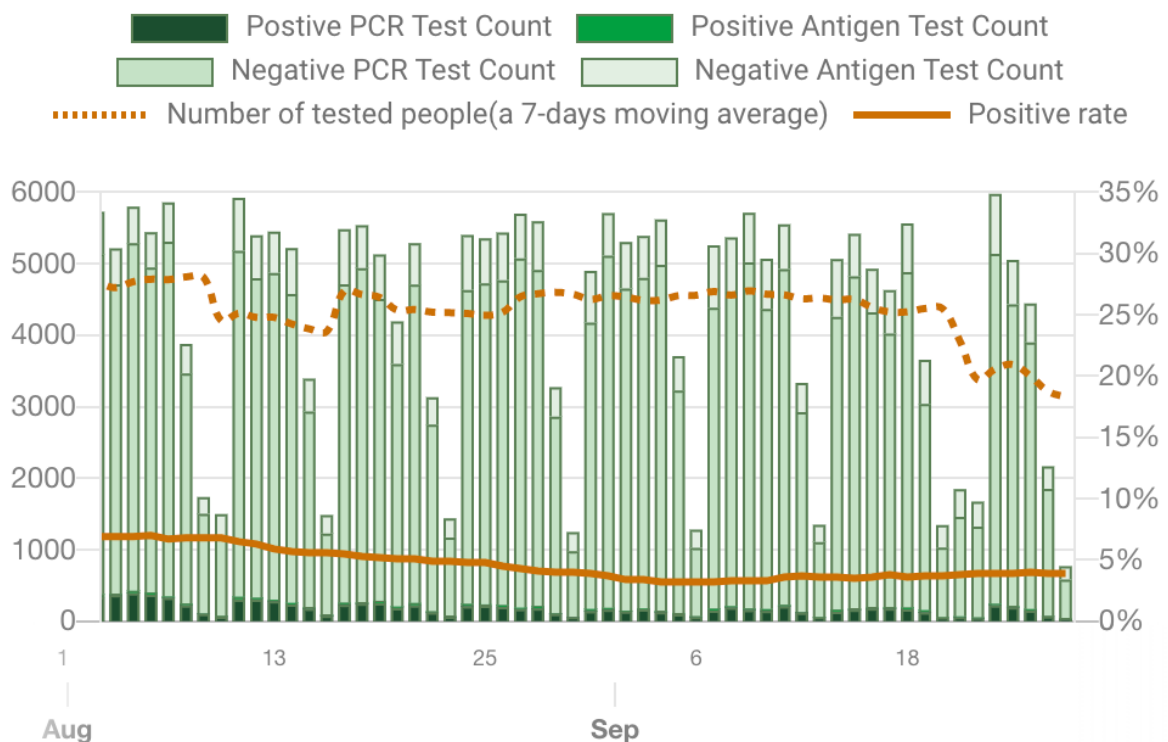
High dependency / intensive care patient numbers are also low and are not generating undue strain on Tokyo hospitals:

Patients Requiring Intensive Care, Tokyo



Situation report – COVID19; Japan, Tuesday 29th of September 2020

Testing in Tokyo



The metropolitan government continues to report approximately 5,000 tests per day with a positive test rate of 3 to 4%. A marginal increase in positive tests over the last seven days reported may reflect fewer low risk individuals being tested over the extended holiday weekend.

References

Reported Caseload Graphs and data sourced from MHLW as reported by Toyo Keizai and the Tokyo metropolitan government –

<https://toyokeizai.net/sp/visual/tko/covid19/en.html>

<https://stopcovid19.metro.tokyo.lg.jp/en/>

Resources

How to get help if you suspect that you have COVID19 (Tokyo residents)

<https://stopcovid19.metro.tokyo.lg.jp/en/flow>