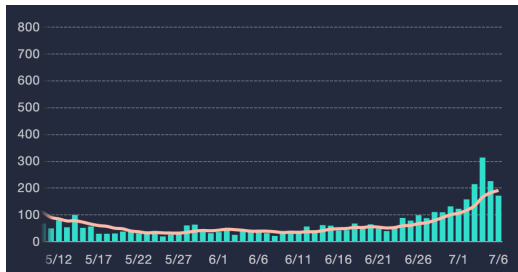


Situation report – COVID19; Japan, Tuesday 7th of July 2020

Confidential – for internal circulation only, not for release to outside parties without the prior consent of the author. This document represents the opinion of the author and does not constitute the provision of medical care. Readers with concerns over their individual health should contact their physician for advice.

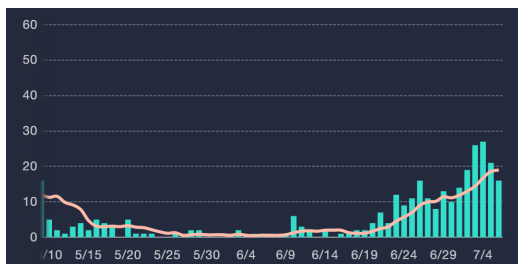
Current Situation in Japan

(National number of new diagnoses)



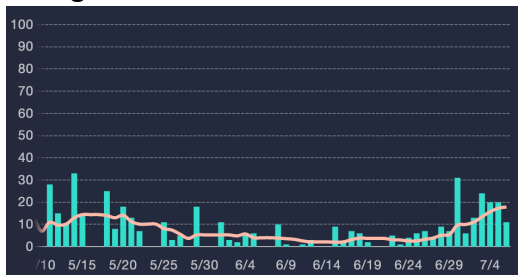
Case numbers across Japan have risen significantly over the past week. The increase is most pronounced in Tokyo (see next page) but is occurring at a similar rate in other parts of the Kanto region. Prefectures adjoining Tokyo (Saitama, Kanagawa and Chiba) have all seen a significant upswing in the number of new cases (see graphs).

Saitama



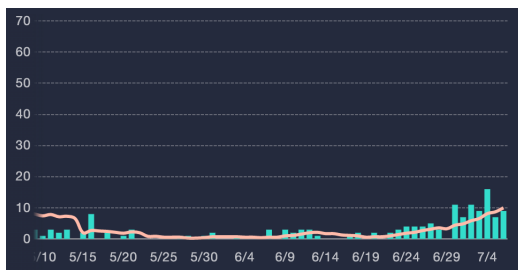
Across the remainder of Japan numbers of new infections remain low in most areas with sparse, sporadic cases only in Kansai (Osaka, Hyogo and Kyoto) and many rural areas remaining disease free for extended periods. Hokkaido continues to experience a steady low level of cases, averaging 5-10 per day with no upward trend.

Kanagawa



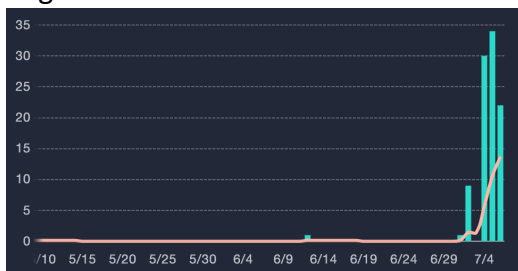
The effective reproduction number (R) for Japan as a whole is increasing gradually and currently stands at 1.55. It has been positive (over 1.0) since the 13th of June.

Chiba



Recent infections are occurring more in younger people (age 20 to 40). As this translates to less severe disease, little additional strain is being placed on medical resources as the majority of patients can be managed without hospitalization. However, with many only experiencing minimal symptoms, younger people are more likely to continue with normal activities and consequently spread infection more widely.

Kagoshima

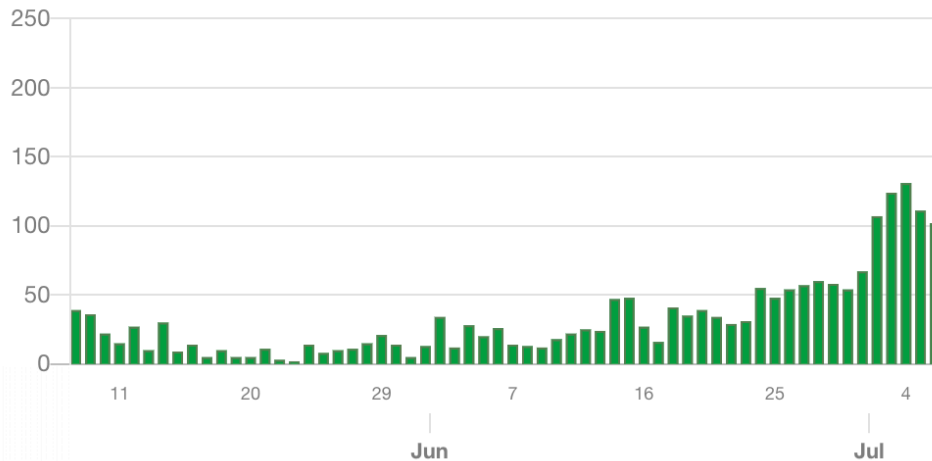


Kagoshima has seen a sudden spike in new infections. As with the second wave of infections now ongoing in Tokyo, this outbreak appears to have originated in nightlife and entertainment venues, with the local government asking “companion bars” to close in response to the outbreak.

Situation report – COVID19; Japan, Tuesday 7th of July 2020

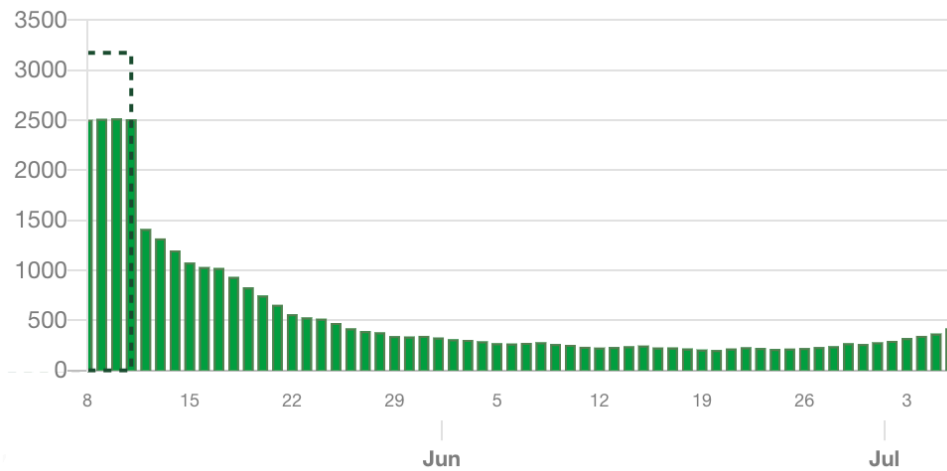
Current Situation in Tokyo

Tokyo has seen an acceleration in the spread of infection with over 100 cases per day reported for the past 5 days. The effective reproduction rate for COVID 19 in the capital is presently just under 2.0, reflecting a similar pattern to that seen in late April and early May prior to the declaration of the state of emergency. This is against a background of a gradual resumption of pre-COVID 19 work and travel patterns with recent commuter numbers approaching the average seasonal levels for July.

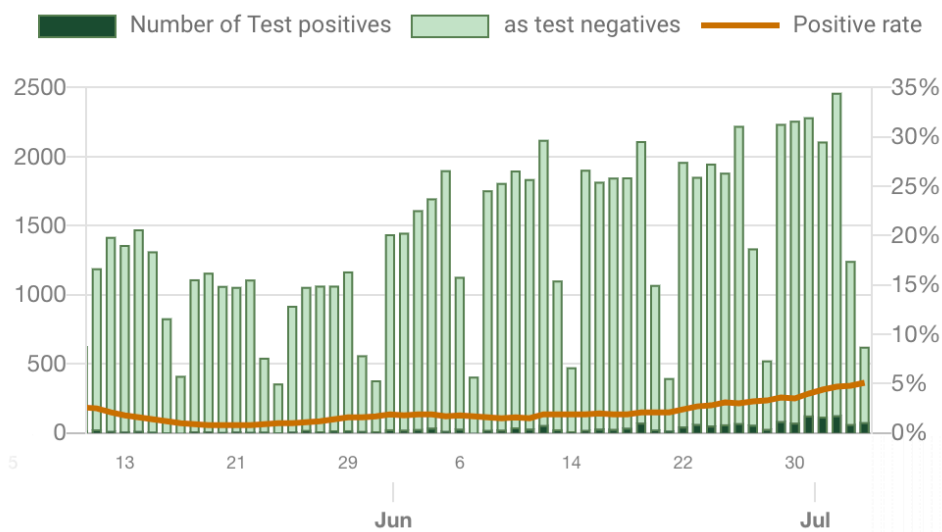


Situation report – COVID19; Japan, Tuesday 7th of July 2020

Hospitals continue to have abundant capacity to manage new infections with the bed occupancy rate in the capital reported at 17.4%. Patient numbers have, however, more than doubled from 204 to 419 between the 20th of June and the 6th of July:



In response to rising awareness and to the spread of infection, marginally more PCR tests are being performed in Tokyo and the positive test rate has increased markedly over the past month, now standing at a little over 5%:



References

Reported Caseload Graphs and data sourced from MHLW as reported by Toyo Keizai and the Tokyo metropolitan government –

<https://toyokeizai.net/sp/visual/tko/covid19/en.html>

<https://stopcovid19.metro.tokyo.lg.jp/en/>

Resources

How to get help if you suspect that you have COVID19 (Tokyo residents)

<https://stopcovid19.metro.tokyo.lg.jp/en/flow>